

## THE ADVISORS' INNER CIRCLE FUND

**Edgewood Growth Fund (the "Fund")  
(Institutional Shares Ticker Symbol: EGFIX)  
(Retail Shares Ticker Symbol: EGFFX)  
(Service Shares Ticker Symbol: EGFSX)**

Supplement dated July 1, 2026 to:

- The Fund's Prospectus dated January 28, 2026, as supplemented (the "Prospectus");
- The Fund's Institutional Shares Summary Prospectus dated January 28, 2026 (the "Institutional Summary Prospectus"); and
- The Fund's Retail Shares Summary Prospectus dated January 28, 2026 (the "Retail Summary Prospectus" and, together with the Institutional Summary Prospectus, the "Summary Prospectuses").

**This supplement provides new and additional information beyond that contained in the Summary Prospectuses and Prospectus (collectively, the "Prospectuses") and should be read in conjunction with the Prospectuses.**

The Board of Trustees of The Advisors' Inner Circle Fund has approved reductions in the Fund's management fee and maximum annual operating expense limits from 1.00% to 0.85%. Accordingly, effective immediately, the Prospectuses are hereby amended and supplemented as follows:

### Institutional Shares

- 1.) For the Fund's Institutional Shares, the "Annual Fund Operating Expenses" table and the "Example" in the "Fees and Expenses of the Fund" section of the Prospectus and the Institutional Summary Prospectus are replaced with the following:

**Annual Fund Operating Expenses (expenses that you pay each year as a percentage of the value of your investment)**

	<b>Institutional Shares</b>
Management Fees <sup>1</sup>	0.85%
Other Expenses	<u>0.02%</u>
Total Annual Fund Operating Expenses	0.87%
Less Fee Waivers and/or Expense Reimbursements <sup>2</sup>	<u>(0.02)%</u>
Total Annual Fund Operating Expenses After Fee Waivers and/or Expense Reimbursements	0.85%

<sup>1</sup> Management Fees have been restated to reflect current fees.

- 2 Edgewood Management LLC (the "Adviser") has contractually agreed to waive fees and reimburse expenses to the extent necessary to keep Total Annual Fund Operating Expenses (excluding interest, taxes, brokerage commissions and other costs and expenses relating to the securities that are purchased and sold by the Fund, acquired fund fees and expenses, other expenditures which are capitalized in accordance with generally accepted accounting principles, and non-routine expenses (collectively, "excluded expenses")) from exceeding 0.85% of the average daily net assets of the Fund's Institutional Shares until January 31, 2027 (the "contractual expense limit"). In addition, the Adviser may receive from the Fund the difference between the Total Annual Fund Operating Expenses (not including excluded expenses) and the contractual expense limit to recoup all or a portion of its prior fee waivers or expense reimbursements made during the rolling three-year period preceding the recoupment if at any point Total Annual Fund Operating Expenses (not including excluded expenses) are below the contractual expense limit (i) at the time of the fee waiver and/or expense reimbursement and (ii) at the time of the recoupment. This agreement may be terminated by the Board of Trustees (the "Board") of The Advisors' Inner Circle Fund (the "Trust") or by the Adviser, upon ninety (90) days' prior written notice, effective as of the close of business on January 31, 2027, provided that, in the case of termination by the Adviser, such action shall be authorized by resolution of a majority of the Trustees who are not interested persons of the Trust or by a vote of a majority of the outstanding voting securities of the Trust.

**Example**

This Example is intended to help you compare the cost of investing in the Fund with the cost of investing in other mutual funds.

The Example assumes that you invest \$10,000 in the Fund for the time periods indicated and then redeem all of your shares at the end of those periods. The Example also assumes that your investment has a 5% return each year and that the Fund's operating expenses (including one year of capped expenses in each period) remain the same. Although your actual costs may be higher or lower, based on these assumptions your costs would be:

	<b>1 Year</b>	<b>3 Years</b>	<b>5 Years</b>	<b>10 Years</b>
<b>Institutional Shares</b>	\$87	\$276	\$480	\$1,071

Retail Shares

2.) For the Fund's Retail Shares, the "Annual Fund Operating Expenses" table and the "Example" in the "Fees and Expenses of the Fund" section of the Prospectus and the Retail Summary Prospectus are replaced with the following:

**Annual Fund Operating Expenses (expenses that you pay each year as a percentage of the value of your investment)**

	<b>Retail Shares</b>
Management Fees <sup>1</sup>	0.85%
Distribution and/or Service (12b-1) Fees	0.25%
Other Expenses	<u>0.17%</u>
Shareholder Servicing Fees	0.15%
Other Operating Expenses	0.02%
Total Annual Fund Operating Expenses	1.27%
Less Fee Waivers and/or Expense Reimbursements <sup>2</sup>	<u>(0.02)%</u>
Total Annual Fund Operating Expenses After Fee Waivers and/or Expense Reimbursements	1.25%

1 Management Fees have been restated to reflect current fees.

2 Edgewood Management LLC (the "Adviser") has contractually agreed to waive fees and reimburse expenses to the extent necessary to keep Total Annual Fund Operating Expenses (excluding interest, taxes, brokerage commissions and other costs and expenses relating to the securities that are purchased and sold by the Fund, Distribution and/or Service (12b-1) Fees, Shareholder Servicing Fees, acquired fund fees and expenses, other expenditures which are capitalized in accordance with generally accepted accounting principles, and non-routine expenses (collectively, "excluded expenses")) from exceeding 0.85% of the average daily net assets of the Fund's Retail Shares until January 31, 2027 (the "contractual expense limit"). In addition, the Adviser may receive from the Fund the difference between the Total Annual Fund Operating Expenses (not including excluded expenses) and the contractual expense limit to recoup all or a portion of its prior fee waivers or expense reimbursements made during the rolling three-year period preceding the recoupment if at any point Total Annual Fund Operating Expenses (not including excluded expenses) are below the contractual expense limit (i) at the time of the fee waiver and/or expense reimbursement and (ii) at the time of the recoupment. This agreement may be terminated by the Board of Trustees (the "Board") of The Advisors' Inner Circle Fund (the "Trust") or by the Adviser, upon ninety (90) days' prior written notice, effective as of the close of business on January 31, 2027, provided that, in the case of termination by the Adviser, such action shall be authorized by resolution of a majority of the Trustees who are not interested persons of the Trust or by a vote of a majority of the outstanding voting securities of the Trust.

**Example**

This Example is intended to help you compare the cost of investing in the Fund with the cost of investing in other mutual funds.

The Example assumes that you invest \$10,000 in the Fund for the time periods indicated and then redeem all of your shares at the end of those periods. The Example also assumes that your investment has a 5% return each year and that the Fund's operating expenses (including one year of capped expenses in each period) remain the same. Although your actual costs may be higher or lower, based on these assumptions your costs would be:

	<b>1 Year</b>	<b>3 Years</b>	<b>5 Years</b>	<b>10 Years</b>
<b>Retail Shares</b>	\$127	\$401	\$695	\$1,532

## Service Shares

3.) For the Fund's Service Shares, the "Annual Fund Operating Expenses" table and the "Example" in the "Fees and Expenses of the Fund" section of the Prospectus are replaced with the following:

### **Annual Fund Operating Expenses (expenses that you pay each year as a percentage of the value of your investment)**

	<b>Service Shares</b>
Management Fees <sup>1</sup>	0.85%
Other Expenses	<u>0.27%</u>
Shareholder Servicing Fees	0.25%
Other Operating Expenses	0.02%
Total Annual Fund Operating Expenses	1.12%
Less Fee Waivers and/or Expense Reimbursements <sup>2</sup>	<u>(0.02)%</u>
Total Annual Fund Operating Expenses After Fee Waivers and/or Expense Reimbursements	1.10%

<sup>1</sup> Management Fees have been restated to reflect current fees.

<sup>2</sup> Edgewood Management LLC (the "Adviser") has contractually agreed to waive fees and reimburse expenses to the extent necessary to keep Total Annual Fund Operating Expenses (excluding interest, taxes, brokerage commissions and other costs and expenses relating to the securities that are purchased and sold by the Fund, Shareholder Servicing Fees, acquired fund fees and expenses, other expenditures which are capitalized in accordance with generally accepted accounting principles, and non-routine expenses (collectively, "excluded expenses")) from exceeding 0.85% of the average daily net assets of the Fund's Service Shares until January 31, 2027 (the "contractual expense limit"). In addition, the Adviser may receive from the Fund the difference between the Total Annual Fund Operating Expenses (not including excluded expenses) and the contractual expense limit to recoup all or a portion of its prior fee waivers or expense reimbursements made during the rolling three-year period preceding the recoupment if at any point Total Annual Fund Operating Expenses (not including excluded expenses) are below the contractual expense limit (i) at the time of the fee waiver and/or expense reimbursement and (ii) at the time of the recoupment. This agreement may be terminated by the Board of Trustees (the "Board") of The Advisors' Inner Circle Fund (the "Trust") or by the Adviser, upon ninety (90) days' prior written notice, effective as of the close of business on January 31, 2027, provided that, in the case of termination by the Adviser, such action shall be authorized by resolution of a majority of the Trustees who are not interested persons of the Trust or by a vote of a majority of the outstanding voting securities of the Trust.

### **Example**

This Example is intended to help you compare the cost of investing in the Fund with the cost of investing in other mutual funds.

The Example assumes that you invest \$10,000 in the Fund for the time periods indicated and then redeem all of your shares at the end of those periods. The Example also assumes that your investment has a 5% return each year and that the Fund's operating expenses (including one year of capped expenses in each period) remain the same. Although your actual costs may be higher or lower, based on these assumptions your costs would be:

	<b>1 Year</b>	<b>3 Years</b>	<b>5 Years</b>	<b>10 Years</b>
<b>Service Shares</b>	\$112	\$354	\$615	\$1,362

- 4.) The third sentence of the second paragraph of the "More Information about the Investment Adviser" section of the Prospectus is replaced with the following:

For its services to the Fund, the Adviser is entitled to a fee, which is calculated daily and paid twice monthly, at an annual rate of 0.85% based on the average daily net assets of the Fund.

- 5.) The first sentence of the third paragraph of the "More Information about the Investment Adviser" section of the Prospectus is replaced with the following:

The Adviser has contractually agreed to waive fees and reimburse expenses to the extent necessary to keep total annual Fund operating expenses (excluding interest, taxes, brokerage commissions and other costs relating to the securities that are purchased and sold by the Fund, distribution and/or service (12b-1) fees, shareholder servicing fees, acquired fund fees and expenses, other expenditures which are capitalized in accordance with generally accepted accounting principles, and non-routine expenses (collectively, "excluded expenses")) from exceeding 0.85% of the average daily net assets of each of the Fund's share classes until January 31, 2027 (the "contractual expense limit").

***PLEASE RETAIN THIS SUPPLEMENT FOR FUTURE REFERENCE***

EMC-SK-014-0100

**THE ADVISORS' INNER CIRCLE FUND**

**Edgewood Growth Fund  
(Institutional Shares Ticker Symbol: EGFIX)  
(Retail Shares Ticker Symbol: EGFFX)  
(Service Shares Ticker Symbol: EGFSX)**

**Supplement Dated April 8, 2026  
to the Fund's Prospectus and Statement of Additional Information (the "SAI")  
dated January 28, 2026**

**This supplement provides new and additional information beyond that contained in the Fund's Prospectus and SAI and should be read in conjunction with the Prospectus and SAI.**

Effective immediately, the Fund's Prospectus and SAI are hereby amended and supplemented as follows:

- 1.) The paragraph in the "Information about Portfolio Holdings" section of the Prospectus hereby is deleted and replaced with the following:

The Fund generally publishes a complete alphabetical list of its portfolio holdings on a monthly basis, twenty (20) days after the end of the month. The portfolio information described above can be found on the internet at <https://aicfundholdings.seic.com>. The portfolio holdings information placed on the website generally will remain there until such information is included in a filing with the SEC. The Adviser may exclude any portion of the Fund's portfolio holdings from such publication when deemed to be in the best interest of the Fund. Please consult the Fund's SAI for a full description of the policies and procedures that govern disclosure of the Fund's portfolio holdings.

- 2.) The third paragraph in the "Portfolio Holdings" section of the Fund's Statement of Additional Information is deleted and replaced with the following:

In addition to disclosure required by applicable law, the Fund provides information about its complete portfolio holdings on the internet at <https://aicfundholdings.seic.com>. This information is provided on a monthly basis, twenty (20) days after the end of the month, and is publicly available. The portfolio holdings information placed on the Fund's website generally will remain there until such information is included in a filing on Form N-PORT or Form N-CSR. The Adviser may exclude any portion of the Fund's portfolio holdings from publication when deemed to be in the best interest of the Fund. The Fund may provide ratings and rankings organizations with the same information at the same time it is filed with the SEC or one day after it is made available on the internet web site.

***PLEASE RETAIN THIS SUPPLEMENT FOR FUTURE REFERENCE.***

EMC-SK-012-0100

# THE ADVISORS' INNER CIRCLE FUND



**EDGEWOOD**  
GROWTH FUND

## **EDGEWOOD GROWTH FUND**

INSTITUTIONAL SHARES TICKER SYMBOL: EGFIX

RETAIL SHARES TICKER SYMBOL: EGFFX

SERVICE SHARES TICKER SYMBOL: EGFSX

**PROSPECTUS**

**January 28, 2026**

**Investment Adviser:**  
**Edgewood Management LLC**

The U.S. Securities and Exchange Commission has not approved or disapproved these securities or passed upon the adequacy or accuracy of this prospectus.

Any representation to the contrary is a criminal offense.

## ABOUT THIS PROSPECTUS

*This prospectus has been arranged into different sections so that you can easily review this important information. For detailed information about the Fund, please see:*

<b>EDGEWOOD GROWTH FUND – INSTITUTIONAL SHARES</b> .....	1
INVESTMENT OBJECTIVE .....	1
FEES AND EXPENSES OF THE FUND .....	1
PRINCIPAL INVESTMENT STRATEGIES .....	2
PRINCIPAL RISKS OF INVESTING IN THE FUND .....	3
PERFORMANCE INFORMATION .....	5
INVESTMENT ADVISER .....	7
PORTFOLIO MANAGERS .....	7
<b>EDGEWOOD GROWTH FUND – RETAIL SHARES</b> .....	8
INVESTMENT OBJECTIVE .....	8
FEES AND EXPENSES OF THE FUND .....	8
PRINCIPAL INVESTMENT STRATEGIES .....	9
PRINCIPAL RISKS OF INVESTING IN THE FUND .....	10
PERFORMANCE INFORMATION .....	12
INVESTMENT ADVISER .....	14
PORTFOLIO MANAGERS .....	14
<b>EDGEWOOD GROWTH FUND – SERVICE SHARES</b> .....	15
INVESTMENT OBJECTIVE .....	15
FEES AND EXPENSES OF THE FUND .....	15
PRINCIPAL INVESTMENT STRATEGIES .....	16
PRINCIPAL RISKS OF INVESTING IN THE FUND .....	17
PERFORMANCE INFORMATION .....	19
INVESTMENT ADVISER .....	21
PORTFOLIO MANAGERS .....	21
<b>SUMMARY INFORMATION ABOUT THE PURCHASE AND SALE OF FUND SHARES, TAXES AND FINANCIAL INTERMEDIARY COMPENSATION</b> .....	22
<b>MORE INFORMATION ABOUT RISK</b> .....	23
<b>MORE INFORMATION ABOUT FUND INVESTMENTS</b> .....	26
<b>INFORMATION ABOUT PORTFOLIO HOLDINGS</b> .....	26
<b>MORE INFORMATION ABOUT THE INVESTMENT ADVISER</b> .....	27
<b>INVESTMENT TEAM</b> .....	28
<b>PURCHASING, SELLING AND EXCHANGING FUND SHARES</b> .....	29
<b>PAYMENTS TO FINANCIAL INTERMEDIARIES</b> .....	38
<b>OTHER POLICIES</b> .....	41
<b>DIVIDENDS AND DISTRIBUTIONS</b> .....	45
<b>TAXES</b> .....	45
<b>ADDITIONAL INFORMATION</b> .....	47
<b>FINANCIAL HIGHLIGHTS</b> .....	50
<b>HOW TO OBTAIN MORE INFORMATION ABOUT THE FUND</b> .....	BACK COVER

As of the date of this prospectus, Service Shares are not available for purchase.

# EDGEWOOD GROWTH FUND – INSTITUTIONAL SHARES

## INVESTMENT OBJECTIVE

The investment objective of the Edgewood Growth Fund (the “Fund”) is to provide long-term growth of capital.

## FEES AND EXPENSES OF THE FUND

This table describes the fees and expenses that you may pay if you buy and hold shares of the Fund. **You may be required to pay commissions and/or other forms of compensation to a broker for transactions in Institutional Shares, which are not reflected in the table or the example below.** Shares of the Fund are available in other share classes that have different fees and expenses.

***Annual Fund Operating Expenses (expenses that you pay each year as a percentage of the value of your investment)***

	Institutional Shares
Management Fees	1.00%
Other Expenses	0.02%
Total Annual Fund Operating Expenses	1.02%
Less Fee Waivers and/or Expense Reimbursements <sup>1</sup>	(0.02)%
Total Annual Fund Operating Expenses After Fee Waivers and/or Expense Reimbursements	1.00%

<sup>1</sup> Edgewood Management LLC (the “Adviser”) has contractually agreed to waive fees and reimburse expenses to the extent necessary to keep Total Annual Fund Operating Expenses (excluding interest, taxes, brokerage commissions and other costs and expenses relating to the securities that are purchased and sold by the Fund, acquired fund fees and expenses, other expenditures which are capitalized in accordance with generally accepted accounting principles, and non-routine expenses (collectively, “excluded expenses”)) from exceeding 1.00% of the average daily net assets of the Fund’s Institutional Shares until January 31, 2027 (the “contractual expense limit”). In addition, the Adviser may receive from the Fund the difference between the Total Annual Fund Operating Expenses (not including excluded expenses) and the contractual expense limit to recoup all or a portion of its prior fee waivers or expense reimbursements made during the rolling three-year period preceding the recoupment if at any point Total Annual Fund Operating Expenses (not including excluded expenses) are below the contractual expense limit (i) at the time of the fee waiver and/or expense reimbursement and (ii) at the time of the recoupment. This agreement may be terminated by the Board of Trustees (the “Board”) of The Advisors’ Inner Circle Fund (the “Trust”) or by the Adviser, upon ninety (90) days’ prior written notice, effective as of the close of business on January 31, 2027, provided that, in the case of termination by the Adviser, such action shall be authorized by resolution of a majority of the Trustees who are not interested persons of the Trust or by a vote of a majority of the outstanding voting securities of the Trust.

## **Example**

This Example is intended to help you compare the cost of investing in the Fund with the cost of investing in other mutual funds.

The Example assumes that you invest \$10,000 in the Fund for the time periods indicated and then redeem all of your shares at the end of those periods. The Example also assumes that your investment has a 5% return each year and that the Fund's operating expenses (including one year of capped expenses in each period) remain the same. Although your actual costs may be higher or lower, based on these assumptions your costs would be:

	<b>1 Year</b>	<b>3 Years</b>	<b>5 Years</b>	<b>10 Years</b>
<b>Institutional Shares</b>	<b>\$102</b>	<b>\$323</b>	<b>\$561</b>	<b>\$1,246</b>

## **Portfolio Turnover**

The Fund pays transaction costs, such as commissions, when it buys and sells securities (or "turns over" its portfolio). A higher portfolio turnover rate may indicate higher transaction costs and may result in higher taxes when Fund shares are held in a taxable account. These costs, which are not reflected in total annual Fund operating expenses or in the example, affect the Fund's performance. During its most recent fiscal year, the Fund's portfolio turnover rate was 42% of the average value of its portfolio.

## **PRINCIPAL INVESTMENT STRATEGIES**

The Fund is non-diversified and primarily invests in a core group of 15-35 equity securities, including both common stocks and sponsored American Depositary Receipts ("ADRs"), which are certificates typically issued by a bank or trust company that represent ownership interests in securities of non-U.S. companies. The Fund is flexibly managed, with the ability to invest in equity securities of a smaller number of issuers and/or sectors than diversified mutual funds. The Fund focuses on U.S. companies that the Adviser believes are quality companies with stock that offer the potential for future price appreciation.

In selecting investments for the Fund, the Adviser seeks to identify companies possessing fundamentally strong market positions in growing industries, exceptional earnings power, and consistency of earnings performance, with a particular focus on growing companies experiencing superior rates of return over varying economic cycles. Investment decisions are based upon a fundamental analysis that

emphasizes company-specific research. The goal of the process is to invest in growth companies in both established and growing industries that display the following characteristics: a record of consistent earnings power; an earnings growth rate in excess of the S&P 500 Growth Index; a dominant market position or proven strength; attractive fundamental financial valuation; superior management; management/insider ownership; and an industry growth rate in excess of the growth of gross domestic product (“GDP”). The Fund’s investments are expected to have a bias toward larger capitalization issuers (those with market capitalizations in excess of \$10 billion), but the Fund may also invest in small-capitalization (between \$100 million and \$4 billion) and medium-capitalization (between \$4 billion and \$10 billion) companies.

The Fund intends to buy and hold securities for the long-term and seeks to keep moderate portfolio turnover. However, the Adviser may sell a security in response to deterioration in a company’s business prospects, performance or financial strength, when the security’s price is no longer justifiable or if the security demonstrates earnings disappointments.

## **PRINCIPAL RISKS OF INVESTING IN THE FUND**

---

As with all mutual funds, there is no guarantee that the Fund will achieve its investment objective. You could lose money by investing in the Fund. **A Fund share is not a bank deposit and it is not insured or guaranteed by the FDIC or any other government agency.** The principal risk factors affecting shareholders’ investments in the Fund are set forth below.

**Equity Risk** – Since it purchases equity securities, the Fund is subject to the risk that stock prices will fall over short or extended periods of time. Historically, the equity markets have moved in cycles, and the value of the Fund’s equity securities may fluctuate drastically from day-to-day. Individual companies may report poor results or be negatively affected by industry and/or economic trends and developments. The prices of securities issued by such companies may suffer a decline in response. A variety of factors can lead to volatility in local, regional, or global markets, including regulatory events, inflation, interest rates, government defaults, government shutdowns, war, regional conflicts, acts of terrorism, social unrest, the imposition of tariffs, trade disputes, and substantial economic downturn or recessions. In addition, the impact of any epidemic, pandemic or natural disaster, or widespread fear that such events may occur, could negatively affect the global economy, as well as the economies of individual countries, the financial performance of individual companies and sectors, and the markets in general in significant and unforeseen ways. Any such impact could

adversely affect the prices and liquidity of the securities and other instruments in which the Fund invests, which in turn could negatively impact the Fund's performance and cause losses on your investment in the Fund. These factors contribute to price volatility, which is the principal risk of investing in the Fund.

**Non-Diversification Risk** – The Fund is non-diversified and its investment strategy often results in a core group of stocks of companies that it believes hold the most growth potential. As a result, poor performance or adverse economic events affecting one or more of these companies could have a greater impact on the Fund than it would on another mutual fund with a broader range of investments. However, the Fund intends to satisfy the asset diversification requirements for qualifying as a regulated investment company (“RIC”) under Subchapter M of the Internal Revenue Code of 1986, as amended (the “Code”).

**Investment Style Risk** – The Fund pursues a “growth style” of investing, meaning that the Fund invests in equity securities of companies that the Adviser believes will have above-average rates of earnings growth and which, therefore, may experience above-average increases in stock prices. Over time, a growth investing style may go in and out of favor, causing the Fund to sometimes underperform other equity funds that use differing investing styles.

**Cyber Security Risk** – The Fund and its service providers may be susceptible to operational and information security risks resulting from a breach in cyber security, including cyber-attacks. Cyber-attacks may interfere with the processing of shareholder transactions, impact the Fund's ability to calculate its net asset value, cause the release of private shareholder information or confidential company information, impede redemptions, subject the Fund to regulatory fines or financial losses, and cause reputational damage. Similar types of cyber security risks are also present for issuers of securities in which the Fund invests.

**Foreign Company Risk** – When the Fund invests in foreign securities, it will be subject to risks not typically associated with domestic securities. Although ADRs are an alternative to directly purchasing the underlying foreign securities in their national markets and currencies, they are also subject to many of the risks associated with investing directly in foreign securities. Foreign investments can be riskier and more volatile than investments in the United States. Adverse political and economic developments or changes in the value of foreign currency can make it difficult for the Fund to sell its securities and could reduce the value of your shares. Securities of foreign companies may not be registered with

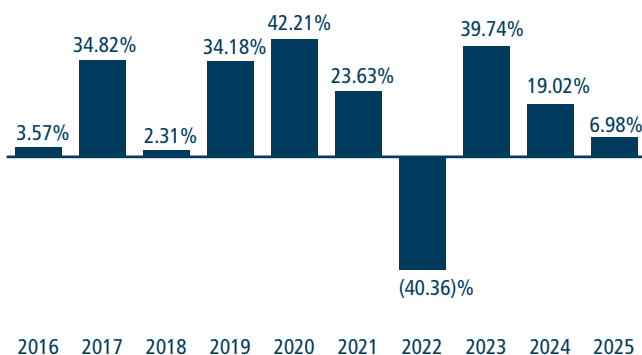
the U.S. Securities and Exchange Commission (the “SEC”) and foreign companies are generally not subject to the regulatory controls imposed on U.S. issuers and, as a consequence, there is generally less publicly available information about foreign securities than is available about domestic securities. Income from foreign securities owned by the Fund may be reduced by a withholding tax at the source, which tax would reduce income received from the securities comprising the portfolio. Foreign securities may also be more difficult to value than securities of U.S. issuers. In addition, periodic U.S. Government restrictions on investments in issuers from certain foreign countries may require the Fund to sell such investments at inopportune times, which could result in losses to the Fund.

**Small- and Medium-Capitalization Company Risk** – To the extent that the Fund invests in small- and medium-capitalization companies, the Fund may be subject to additional risk. The small- and mid-capitalization companies in which the Fund may invest may be more vulnerable to adverse business or economic events than larger, more established companies. In particular, investments in these small- and mid-sized companies may pose additional risks, including liquidity risk, because these companies tend to have limited product lines, markets and financial resources, and may depend upon a relatively small management group. Therefore, small- and mid-cap stocks may be more volatile than those of larger companies. These securities may be traded over-the-counter or listed on an exchange.

## **PERFORMANCE INFORMATION**

---

The bar chart and the performance table below illustrate the risks and volatility of an investment in the Fund by showing changes in the Fund’s Institutional Shares’ performance from year to year and by showing how the Fund’s Institutional Shares’ average annual returns for 1, 5 and 10 years and since the Fund’s inception compare with those of a broad measure of market performance and a more narrowly based index with characteristics relevant to the Fund’s investment strategies. Of course, the Fund’s past performance (before and after taxes) does not necessarily indicate how the Fund will perform in the future. Updated performance information is available on the Fund’s website at [www.edgewoodfunds.com](http://www.edgewoodfunds.com) or by calling 1-800-791-4226.



**BEST QUARTER**      **WORST QUARTER**  
 29.80%                      (26.80)%  
 6/30/2020                      6/30/2022

***Average Annual Total Returns for Periods Ended December 31, 2025***

This table compares the Fund’s Institutional Shares’ average annual total returns for periods ended December 31, 2025 to those of appropriate broad based index and a more narrowly based index with characteristics relevant to the Fund’s investment strategies.

After-tax returns are calculated using the historical highest individual federal marginal income tax rates and do not reflect the impact of state and local taxes. Actual after-tax returns will depend on an investor’s tax situation and may differ from those shown. After-tax returns shown are not relevant to investors who hold their Fund shares through tax-deferred arrangements, such as 401(k) plans or individual retirement accounts (“IRAs”).

	<b>1 Year</b>	<b>5 Years</b>	<b>10 Years</b>	<b>Since Inception (2/28/2006)</b>
Fund Return Before Taxes	6.98%	5.58%	13.59%	11.55%
Fund Return After Taxes on Distributions	(1.54)%	2.16%	11.35%	10.29%
Fund Return After Taxes on Distributions and Sale of Fund Shares	10.05%	4.05%	11.10%	9.92%
S&P 500 Index Return (reflects no deduction for fees, expenses, or taxes)	17.88%	14.42%	14.82%	10.92%
S&P 500 Growth Index Return (reflects no deduction for fees, expenses, or taxes)	22.18%	15.04%	16.99%	12.77%

## **INVESTMENT ADVISER**

Edgewood Management LLC

## **PORTFOLIO MANAGERS**

Mr. Alan W. Breed, Co-President and Member of the Board of Managers, has managed the Fund since its inception in 2006.

Mr. William S. Broadbent, Jr., Partner and Member of the Board of Managers, has managed the Fund since January 2026.

Mr. Lawrence G. Creel, Co-President and Member of the Board of Managers, has managed the Fund since its inception in 2006.

Mr. Scott Edwardson, Partner and Member of the Board of Managers, has managed the Fund since its inception in 2006.

Mr. Alexander Farman-Farmaian, Vice Chairman and Member of the Board of Managers, has managed the Fund since its inception in 2006.

Mr. Kevin R. Seth, Partner and Member of the Board of Managers, has managed the Fund since its inception in 2006.

*For important information about the purchase and sale of Fund shares, taxes and financial intermediary compensation, please turn to “Summary Information about the Purchase and Sale of Fund Shares, Taxes and Financial Intermediary Compensation” on page 22 of the prospectus.*

## EDGEWOOD GROWTH FUND – RETAIL SHARES

### INVESTMENT OBJECTIVE

The investment objective of the Edgewood Growth Fund (the “Fund”) is to provide long-term growth of capital.

### FEES AND EXPENSES OF THE FUND

This table describes the fees and expenses that you may pay if you buy and hold shares of the Fund.

***Annual Fund Operating Expenses (expenses that you pay each year as a percentage of the value of your investment)***

	Retail Shares
Management Fees	1.00%
Distribution and/or Service (12b-1) Fees	0.25%
Other Expenses	0.17%
Shareholder Servicing Fees	0.15%
Other Operating Expenses	0.02%
Total Annual Fund Operating Expenses	1.42%
Less Fee Waivers and/or Expense Reimbursements <sup>1</sup>	(0.02)%
Total Annual Fund Operating Expenses After Fee Waivers and/or Expense Reimbursements	1.40%

<sup>1</sup> Edgewood Management LLC (the “Adviser”) has contractually agreed to waive fees and reimburse expenses to the extent necessary to keep Total Annual Fund Operating Expenses (excluding interest, taxes, brokerage commissions and other costs and expenses relating to the securities that are purchased and sold by the Fund, Distribution and/or Service (12b-1) Fees, Shareholder Servicing Fees, acquired fund fees and expenses, other expenditures which are capitalized in accordance with generally accepted accounting principles, and non-routine expenses (collectively, “excluded expenses”)) from exceeding 1.00% of the average daily net assets of the Fund’s Retail Shares until January 31, 2027 (the “contractual expense limit”). In addition, the Adviser may receive from the Fund the difference between the Total Annual Fund Operating Expenses (not including excluded expenses) and the contractual expense limit to recoup all or a portion of its prior fee waivers or expense reimbursements made during the rolling three-year period preceding the recoupment if at any point Total Annual Fund Operating Expenses (not including excluded expenses) are below the contractual expense limit (i) at the time of the fee waiver and/or expense reimbursement and (ii) at the time of the recoupment. This agreement may be terminated by the Board of Trustees (the “Board”) of The Advisors’ Inner Circle Fund (the “Trust”) or by the Adviser, upon ninety (90) days’ prior written notice, effective as of the close of business on January 31, 2027, provided that, in the case of termination by the Adviser, such action shall be authorized by resolution of a majority of the Trustees who are not interested persons of the Trust or by a vote of a majority of the outstanding voting securities of the Trust.

## **Example**

This Example is intended to help you compare the cost of investing in the Fund with the cost of investing in other mutual funds.

The Example assumes that you invest \$10,000 in the Fund for the time periods indicated and then redeem all of your shares at the end of those periods. The Example also assumes that your investment has a 5% return each year and that the Fund's operating expenses (including one year of capped expenses in each period) remain the same. Although your actual costs may be higher or lower, based on these assumptions your costs would be:

	<b>1 Year</b>	<b>3 Years</b>	<b>5 Years</b>	<b>10 Years</b>
<b>Retail Shares</b>	\$143	\$447	\$774	\$1,700

## **Portfolio Turnover**

The Fund pays transaction costs, such as commissions, when it buys and sells securities (or "turns over" its portfolio). A higher portfolio turnover rate may indicate higher transaction costs and may result in higher taxes when Fund shares are held in a taxable account. These costs, which are not reflected in total annual Fund operating expenses or in the example, affect the Fund's performance. During its most recent fiscal year, the Fund's portfolio turnover rate was 42% of the average value of its portfolio.

## **PRINCIPAL INVESTMENT STRATEGIES**

The Fund is non-diversified and primarily invests in a core group of 15-35 equity securities, including both common stocks and sponsored American Depositary Receipts ("ADRs"), which are certificates typically issued by a bank or trust company that represent ownership interests in securities of non-U.S. companies. The Fund is flexibly managed, with the ability to invest in equity securities of a smaller number of issuers and/or sectors than diversified mutual funds. The Fund focuses on U.S. companies that the Adviser believes are quality companies with stock that offer the potential for future price appreciation.

In selecting investments for the Fund, the Adviser seeks to identify companies possessing fundamentally strong market positions in growing industries, exceptional earnings power, and consistency of earnings performance, with a particular focus on growing companies experiencing superior rates of return over varying economic cycles. Investment decisions are based upon a fundamental analysis that

emphasizes company-specific research. The goal of the process is to invest in growth companies in both established and growing industries that display the following characteristics: a record of consistent earnings power; an earnings growth rate in excess of the S&P 500 Growth Index; a dominant market position or proven strength; attractive fundamental financial valuation; superior management; management/insider ownership; and an industry growth rate in excess of the growth of gross domestic product (“GDP”). The Fund’s investments are expected to have a bias toward larger capitalization issuers (those with market capitalizations in excess of \$10 billion), but the Fund may also invest in small-capitalization (between \$100 million and \$4 billion) and medium-capitalization (between \$4 billion and \$10 billion) companies.

The Fund intends to buy and hold securities for the long-term and seeks to keep moderate portfolio turnover. However, the Adviser may sell a security in response to deterioration in a company’s business prospects, performance or financial strength, when the security’s price is no longer justifiable or if the security demonstrates earnings disappointments.

## **PRINCIPAL RISKS OF INVESTING IN THE FUND**

---

As with all mutual funds, there is no guarantee that the Fund will achieve its investment objective. You could lose money by investing in the Fund. **A Fund share is not a bank deposit and it is not insured or guaranteed by the FDIC or any other government agency.** The principal risk factors affecting shareholders’ investments in the Fund are set forth below.

**Equity Risk** – Since it purchases equity securities, the Fund is subject to the risk that stock prices will fall over short or extended periods of time. Historically, the equity markets have moved in cycles, and the value of the Fund’s equity securities may fluctuate drastically from day-to-day. Individual companies may report poor results or be negatively affected by industry and/or economic trends and developments. The prices of securities issued by such companies may suffer a decline in response. A variety of factors can lead to volatility in local, regional, or global markets, including regulatory events, inflation, interest rates, government defaults, government shutdowns, war, regional conflicts, acts of terrorism, social unrest, the imposition of tariffs, trade disputes, and substantial economic downturn or recessions. In addition, the impact of any epidemic, pandemic or natural disaster, or widespread fear that such events may occur, could negatively affect the global economy, as well as the economies of individual countries, the financial

performance of individual companies and sectors, and the markets in general in significant and unforeseen ways. Any such impact could adversely affect the prices and liquidity of the securities and other instruments in which the Fund invests, which in turn could negatively impact the Fund's performance and cause losses on your investment in the Fund. These factors contribute to price volatility, which is the principal risk of investing in the Fund.

**Non-Diversification Risk** – The Fund is non-diversified and its investment strategy often results in a core group of stocks of companies that it believes hold the most growth potential. As a result, poor performance or adverse economic events affecting one or more of these companies could have a greater impact on the Fund than it would on another mutual fund with a broader range of investments. However, the Fund intends to satisfy the asset diversification requirements for qualifying as a RIC under Subchapter M of the Code.

**Investment Style Risk** – The Fund pursues a “growth style” of investing, meaning that the Fund invests in equity securities of companies that the Adviser believes will have above-average rates of earnings growth and which, therefore, may experience above-average increases in stock prices. Over time, a growth investing style may go in and out of favor, causing the Fund to sometimes underperform other equity funds that use differing investing styles.

**Cyber Security Risk** – The Fund and its service providers may be susceptible to operational and information security risks resulting from a breach in cyber security, including cyber-attacks. Cyber-attacks may interfere with the processing of shareholder transactions, impact the Fund's ability to calculate its net asset value, cause the release of private shareholder information or confidential company information, impede redemptions, subject the Fund to regulatory fines or financial losses, and cause reputational damage. Similar types of cyber security risks are also present for issuers of securities in which the Fund invests.

**Foreign Company Risk** – When the Fund invests in foreign securities, it will be subject to risks not typically associated with domestic securities. Although ADRs are an alternative to directly purchasing the underlying foreign securities in their national markets and currencies, they are also subject to many of the risks associated with investing directly in foreign securities. Foreign investments can be riskier and more volatile than investments in the United States. Adverse political and economic developments or changes in the value of foreign currency can make it difficult for the Fund to sell its securities and could reduce the value of your shares. Securities of foreign companies may not be registered with

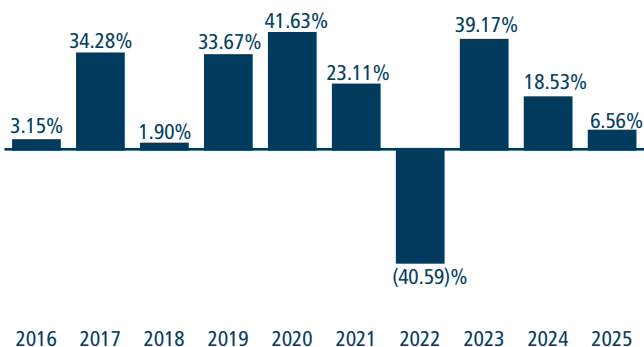
the U.S. Securities and Exchange Commission (the “SEC”) and foreign companies are generally not subject to the regulatory controls imposed on U.S. issuers and, as a consequence, there is generally less publicly available information about foreign securities than is available about domestic securities. Income from foreign securities owned by the Fund may be reduced by a withholding tax at the source, which tax would reduce income received from the securities comprising the portfolio. Foreign securities may also be more difficult to value than securities of U.S. issuers. In addition, periodic U.S. Government restrictions on investments in issuers from certain foreign countries may require the Fund to sell such investments at inopportune times, which could result in losses to the Fund.

**Small- and Medium-Capitalization Company Risk** – To the extent that the Fund invests in small- and medium-capitalization companies, the Fund may be subject to additional risk. The small- and mid-capitalization companies in which the Fund may invest may be more vulnerable to adverse business or economic events than larger, more established companies. In particular, investments in these small- and mid-sized companies may pose additional risks, including liquidity risk, because these companies tend to have limited product lines, markets and financial resources, and may depend upon a relatively small management group. Therefore, small- and mid-cap stocks may be more volatile than those of larger companies. These securities may be traded over-the-counter or listed on an exchange.

## **PERFORMANCE INFORMATION**

---

The bar chart and the performance table below illustrate the risks and volatility of an investment in the Fund by showing changes in the Fund’s Retail Shares’ performance from year to year and by showing how the Fund’s Retail Shares’ average annual returns for 1, 5 and 10 years and since the Fund’s inception compare with those of a broad measure of market performance and a more narrowly based index with characteristics relevant to the Fund’s investment strategies. Of course, the Fund’s past performance (before and after taxes) does not necessarily indicate how the Fund will perform in the future. Updated performance information is available on the Fund’s website at [www.edgewoodfunds.com](http://www.edgewoodfunds.com) or by calling 1-800-791-4226.



**BEST QUARTER**      **WORST QUARTER**  
 29.68%                      (26.88)%  
 6/30/2020                      6/30/2022

### ***Average Annual Total Returns for Periods Ended December 31, 2025***

This table compares the Fund’s Retail Shares’ average annual total returns for periods ended December 31, 2025 to those of appropriate broad based index and a more narrowly based index with characteristics relevant to the Fund’s investment strategies.

After-tax returns are calculated using the historical highest individual federal marginal income tax rates and do not reflect the impact of state and local taxes. Actual after-tax returns will depend on an investor’s tax situation and may differ from those shown. After-tax returns shown are not relevant to investors who hold their Fund shares through tax-deferred arrangements, such as 401(k) plans or individual retirement accounts (“IRAs”).

	<b>1 Year</b>	<b>5 Years</b>	<b>10 Years</b>	<b>Since Inception (2/28/2006)</b>
Fund Return Before Taxes	6.56%	5.15%	13.14%	11.17%
Fund Return After Taxes on Distributions	(2.84)%	1.44%	10.71%	9.82%
Fund Return After Taxes on Distributions and Sale of Fund Shares	10.42%	3.70%	10.68%	9.56%
S&P 500 Index Return (reflects no deduction for fees, expenses, or taxes)	17.88%	14.42%	14.82%	10.92%
S&P 500 Growth Index Return (reflects no deduction for fees, expenses, or taxes)	22.18%	15.04%	16.99%	12.77%

## **INVESTMENT ADVISER**

---

Edgewood Management LLC

## **PORTFOLIO MANAGERS**

---

Mr. Alan W. Breed, Co-President and Member of the Board of Managers, has managed the Fund since its inception in 2006.

Mr. William S. Broadbent, Jr., Partner and Member of the Board of Managers, has managed the Fund since January 2026.

Mr. Lawrence G. Creel, Co-President and Member of the Board of Managers, has managed the Fund since its inception in 2006.

Mr. Scott Edwardson, Partner and Member of the Board of Managers, has managed the Fund since its inception in 2006.

Mr. Alexander Farman-Farmaian, Vice Chairman and Member of the Board of Managers, has managed the Fund since its inception in 2006.

Mr. Kevin R. Seth, Partner and Member of the Board of Managers, has managed the Fund since its inception in 2006.

*For important information about the purchase and sale of Fund shares, taxes and financial intermediary compensation, please turn to “Summary Information about the Purchase and Sale of Fund Shares, Taxes and Financial Intermediary Compensation” on page 22 of the prospectus.*

# EDGEWOOD GROWTH FUND – SERVICE SHARES

## INVESTMENT OBJECTIVE

The investment objective of the Edgewood Growth Fund (the “Fund”) is to provide long-term growth of capital.

## FEES AND EXPENSES OF THE FUND

This table describes the fees and expenses that you may pay if you buy and hold shares of the Fund.

***Annual Fund Operating Expenses (expenses that you pay each year as a percentage of the value of your investment)***

	Service Shares
Management Fees	1.00%
Other Expenses	<u>0.27%</u>
Shareholder Servicing Fees	0.25%
Other Operating Expenses	0.02%
Total Annual Fund Operating Expenses	1.27%
Less Fee Waivers and/or Expense Reimbursements <sup>1</sup>	<u>(0.02)%</u>
Total Annual Fund Operating Expenses After Fee Waivers and/or Expense Reimbursements	1.25%

<sup>1</sup> Edgewood Management LLC (the “Adviser”) has contractually agreed to waive fees and reimburse expenses to the extent necessary to keep Total Annual Fund Operating Expenses (excluding interest, taxes, brokerage commissions and other costs and expenses relating to the securities that are purchased and sold by the Fund, Shareholder Servicing Fees, acquired fund fees and expenses, other expenditures which are capitalized in accordance with generally accepted accounting principles, and non-routine expenses (collectively, “excluded expenses”)) from exceeding 1.00% of the average daily net assets of the Fund’s Service Shares until January 31, 2027 (the “contractual expense limit”). In addition, the Adviser may receive from the Fund the difference between the Total Annual Fund Operating Expenses (not including excluded expenses) and the contractual expense limit to recoup all or a portion of its prior fee waivers or expense reimbursements made during the rolling three-year period preceding the recoupment if at any point Total Annual Fund Operating Expenses (not including excluded expenses) are below the contractual expense limit (i) at the time of the fee waiver and/or expense reimbursement and (ii) at the time of the recoupment. This agreement may be terminated by the Board of Trustees (the “Board”) of The Advisors’ Inner Circle Fund (the “Trust”) or by the Adviser, upon ninety (90) days’ prior written notice, effective as of the close of business on January 31, 2027, provided that, in the case of termination by the Adviser, such action shall be authorized by resolution of a majority of the Trustees who are not interested persons of the Trust or by a vote of a majority of the outstanding voting securities of the Trust.

### **Example**

This Example is intended to help you compare the cost of investing in the Fund with the cost of investing in other mutual funds.

The Example assumes that you invest \$10,000 in the Fund for the time periods indicated and then redeem all of your shares at the end of those periods. The Example also assumes that your investment has a 5% return each year and that the Fund's operating expenses (including one year of capped expenses in each period) remain the same. Although your actual costs may be higher or lower, based on these assumptions your costs would be:

	<b>1 Year</b>	<b>3 Years</b>	<b>5 Years</b>	<b>10 Years</b>
<b>Service Shares</b>	\$127	\$401	\$695	\$1,532

### **Portfolio Turnover**

The Fund pays transaction costs, such as commissions, when it buys and sells securities (or "turns over" its portfolio). A higher portfolio turnover rate may indicate higher transaction costs and may result in higher taxes when Fund shares are held in a taxable account. These costs, which are not reflected in total annual Fund operating expenses or in the example, affect the Fund's performance. During its most recent fiscal year, the Fund's portfolio turnover rate was 42% of the average value of its portfolio.

### **PRINCIPAL INVESTMENT STRATEGIES**

The Fund is non-diversified and primarily invests in a core group of 15-35 equity securities, including both common stocks and sponsored American Depositary Receipts ("ADRs"), which are certificates typically issued by a bank or trust company that represent ownership interests in securities of non-U.S. companies. The Fund is flexibly managed, with the ability to invest in equity securities of a smaller number of issuers and/or sectors than diversified mutual funds. The Fund focuses on U.S. companies that the Adviser believes are quality companies with stock that offer the potential for future price appreciation.

In selecting investments for the Fund, the Adviser seeks to identify companies possessing fundamentally strong market positions in growing industries, exceptional earnings power, and consistency of earnings performance, with a particular focus on growing companies experiencing superior rates of return over varying economic cycles. Investment decisions are based upon a fundamental analysis that

emphasizes company-specific research. The goal of the process is to invest in growth companies in both established and growing industries that display the following characteristics: a record of consistent earnings power; an earnings growth rate in excess of the S&P 500 Growth Index; a dominant market position or proven strength; attractive fundamental financial valuation; superior management; management/insider ownership; and an industry growth rate in excess of the growth of gross domestic product (“GDP”). The Fund’s investments are expected to have a bias toward larger capitalization issuers (those with market capitalizations in excess of \$10 billion), but the Fund may also invest in small-capitalization (between \$100 million and \$4 billion) and medium-capitalization (between \$4 billion and \$10 billion) companies.

The Fund intends to buy and hold securities for the long-term and seeks to keep moderate portfolio turnover. However, the Adviser may sell a security in response to deterioration in a company’s business prospects, performance or financial strength, when the security’s price is no longer justifiable or if the security demonstrates earnings disappointments.

## **PRINCIPAL RISKS OF INVESTING IN THE FUND**

---

As with all mutual funds, there is no guarantee that the Fund will achieve its investment objective. You could lose money by investing in the Fund. **A Fund share is not a bank deposit and it is not insured or guaranteed by the FDIC or any other government agency.** The principal risk factors affecting shareholders’ investments in the Fund are set forth below.

**Equity Risk** – Since it purchases equity securities, the Fund is subject to the risk that stock prices will fall over short or extended periods of time. Historically, the equity markets have moved in cycles, and the value of the Fund’s equity securities may fluctuate drastically from day-to-day. Individual companies may report poor results or be negatively affected by industry and/or economic trends and developments. The prices of securities issued by such companies may suffer a decline in response. A variety of factors can lead to volatility in local, regional, or global markets, including regulatory events, inflation, interest rates, government defaults, government shutdowns, war, regional conflicts, acts of terrorism, social unrest, the imposition of tariffs, trade disputes, and substantial economic downturn or recessions. In addition, the impact of any epidemic, pandemic or natural disaster, or widespread fear that such events may occur, could negatively affect the global economy, as well as the economies of individual countries, the financial performance of individual companies and sectors, and the markets in general in significant and unforeseen ways. Any such impact could

adversely affect the prices and liquidity of the securities and other instruments in which the Fund invests, which in turn could negatively impact the Fund's performance and cause losses on your investment in the Fund. These factors contribute to price volatility, which is the principal risk of investing in the Fund.

**Non-Diversification Risk** – The Fund is non-diversified and its investment strategy often results in a core group of stocks of companies that it believes hold the most growth potential. As a result, poor performance or adverse economic events affecting one or more of these companies could have a greater impact on the Fund than it would on another mutual fund with a broader range of investments. However, the Fund intends to satisfy the asset diversification requirements for qualifying as a RIC under Subchapter M of the Code.

**Investment Style Risk** – The Fund pursues a “growth style” of investing, meaning that the Fund invests in equity securities of companies that the Adviser believes will have above-average rates of earnings growth and which, therefore, may experience above-average increases in stock prices. Over time, a growth investing style may go in and out of favor, causing the Fund to sometimes underperform other equity funds that use differing investing styles.

**Cyber Security Risk** – The Fund and its service providers may be susceptible to operational and information security risks resulting from a breach in cyber security, including cyber-attacks. Cyber-attacks may interfere with the processing of shareholder transactions, impact the Fund's ability to calculate its net asset value, cause the release of private shareholder information or confidential company information, impede redemptions, subject the Fund to regulatory fines or financial losses, and cause reputational damage. Similar types of cyber security risks are also present for issuers of securities in which the Fund invests.

**Foreign Company Risk** – When the Fund invests in foreign securities, it will be subject to risks not typically associated with domestic securities. Although ADRs are an alternative to directly purchasing the underlying foreign securities in their national markets and currencies, they are also subject to many of the risks associated with investing directly in foreign securities. Foreign investments can be riskier and more volatile than investments in the United States. Adverse political and economic developments or changes in the value of foreign currency can make it difficult for the Fund to sell its securities and could reduce the value of your shares. Securities of foreign companies may not be registered with the U.S. Securities and Exchange Commission (the “SEC”) and foreign companies are generally not subject to the regulatory controls imposed

on U.S. issuers and, as a consequence, there is generally less publicly available information about foreign securities than is available about domestic securities. Income from foreign securities owned by the Fund may be reduced by a withholding tax at the source, which tax would reduce income received from the securities comprising the portfolio. Foreign securities may also be more difficult to value than securities of U.S. issuers. In addition, periodic U.S. Government restrictions on investments in issuers from certain foreign countries may require the Fund to sell such investments at inopportune times, which could result in losses to the Fund.

**Small- and Medium-Capitalization Company Risk** – To the extent that the Fund invests in small- and medium-capitalization companies, the Fund may be subject to additional risk. The small- and mid-capitalization companies in which the Fund may invest may be more vulnerable to adverse business or economic events than larger, more established companies. In particular, investments in these small- and mid-sized companies may pose additional risks, including liquidity risk, because these companies tend to have limited product lines, markets and financial resources, and may depend upon a relatively small management group. Therefore, small- and mid-cap stocks may be more volatile than those of larger companies. These securities may be traded over-the-counter or listed on an exchange.

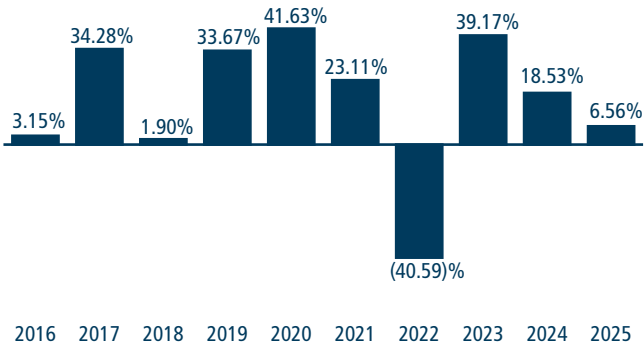
## **PERFORMANCE INFORMATION**

---

The bar chart and the performance table below illustrate the risks and volatility of an investment in the Fund by showing changes in the Fund's performance from year to year and by showing how the Fund's average annual returns for 1, 5 and 10 years and since the Fund's inception compare with those of a broad measure of market performance and a more narrowly based index with characteristics relevant to the Fund's investment strategies.

The Fund's Service Shares had not commenced operations as of the date of this prospectus, and, therefore, the Fund's Service Shares' performance information is not presented. The performance information provided shows the returns of the Fund's Retail Shares, which are also offered in this prospectus. The Service Shares would have substantially similar performance as the Retail Shares because the shares are invested in the same portfolio of securities and the annual returns would differ only to the extent that the expenses of the Service Shares are lower than the expenses of the Retail Shares.

Of course, the Fund’s past performance (before and after taxes) does not necessarily indicate how the Fund will perform in the future. Updated performance information is available on the Fund’s website at [www.edgewoodfunds.com](http://www.edgewoodfunds.com) or by calling 1-800-791-4226.



<b>BEST QUARTER</b>	<b>WORST QUARTER</b>
29.68%	(26.88)%
6/30/2020	6/30/2022

***Average Annual Total Returns for Periods Ended December 31, 2025***

This table compares the Fund’s average annual total returns for periods ended December 31, 2025 to those of appropriate broad based index and a more narrowly based index with characteristics relevant to the Fund’s investment strategies.

After-tax returns are calculated using the historical highest individual federal marginal income tax rates and do not reflect the impact of state and local taxes. Actual after-tax returns will depend on an investor’s tax situation and may differ from those shown. After-tax returns shown are not relevant to investors who hold their Fund shares through tax-deferred arrangements, such as 401(k) plans or individual retirement accounts (“IRAs”).

	<b>1 Year</b>	<b>5 Years</b>	<b>10 Years</b>	<b>Since Inception (2/28/2006)</b>
Fund Return Before Taxes	6.56%	5.15%	13.14%	11.17%
Fund Return After Taxes on Distributions	(2.84)%	1.44%	10.71%	9.82%
Fund Return After Taxes on Distributions and Sale of Fund Shares	10.42%	3.70%	10.68%	9.56%
S&P 500 Index Return (reflects no deduction for fees, expenses, or taxes)	17.88%	14.42%	14.82%	10.92%
S&P 500 Growth Index Return (reflects no deduction for fees, expenses, or taxes)	22.18%	15.04%	16.99%	12.77%

## **INVESTMENT ADVISER**

Edgewood Management LLC

## **PORTFOLIO MANAGERS**

Mr. Alan W. Breed, Co-President and Member of the Board of Managers, has managed the Fund since its inception in 2006.

Mr. William S. Broadbent, Jr., Partner and Member of the Board of Managers, has managed the Fund since January 2026.

Mr. Lawrence G. Creel, Co-President and Member of the Board of Managers, has managed the Fund since its inception in 2006.

Mr. Scott Edwardson, Partner and Member of the Board of Managers, has managed the Fund since its inception in 2006.

Mr. Alexander Farman-Farmaian, Vice Chairman and Member of the Board of Managers, has managed the Fund since its inception in 2006.

Mr. Kevin R. Seth, Partner and Member of the Board of Managers, has managed the Fund since its inception in 2006.

*For important information about the purchase and sale of Fund shares, taxes and financial intermediary compensation, please turn to “Summary Information about the Purchase and Sale of Fund Shares, Taxes and Financial Intermediary Compensation” on page 22 of the prospectus.*

## **SUMMARY INFORMATION ABOUT THE PURCHASE AND SALE OF FUND SHARES, TAXES AND FINANCIAL INTERMEDIARY COMPENSATION**

---

### ***Purchase and Sale of Fund Shares***

To purchase shares of the Fund for the first time, you must invest at least \$100,000 for Institutional Shares (including for IRAs) and at least \$3,000 for Retail Shares and Service Shares (\$2,000 for IRAs). The Fund may accept investments of smaller amounts in its sole discretion. There are no minimums for subsequent investments. As of the date of this prospectus, Service Shares are not available for purchase.

If you own your shares directly, you may redeem your shares on any day that the New York Stock Exchange (the “NYSE”) is open for business by contacting the Fund directly by mail or telephone at 1-800-791-4226.

If you own your shares through an account with a broker or other institution, contact that broker or institution to redeem your shares. Your broker or institution may charge a fee for its services in addition to the fees charged by the Fund.

### ***Tax Information***

The Fund intends to make distributions that may be taxed as qualified dividend income, ordinary income or capital gains, unless you are investing through a tax-deferred arrangement, such as a 401(k) plan or IRA, in which case your distributions will be taxed when withdrawn from the tax-deferred account.

### ***Payments to Broker-Dealers and Other Financial Intermediaries***

If you purchase shares of the Fund through a broker-dealer or other financial intermediary (such as a bank), the Fund and its related companies may pay the intermediary for the sale of Fund shares and related services. These payments may create a conflict of interest by influencing the broker-dealer or other intermediary and your salesperson to recommend the Fund over another investment. Ask your salesperson or visit your financial intermediary’s web site for more information.

## MORE INFORMATION ABOUT RISK

---

Investing in the Fund involves risk and there is no guarantee that the Fund will achieve its goal. The Adviser's judgments about the markets, the economy or companies may not anticipate actual market movements, economic conditions or company performance, and these judgments may affect the return on your investment. In fact, no matter how good of a job the Adviser does, you could lose money on your investment in the Fund, just as you could with similar investments.

The value of your investment in the Fund is based on the value of the securities the Fund holds. These prices change daily due to economic and other events that affect particular companies and other issuers. These price movements, sometimes called volatility, may be greater or lesser depending on the types of securities the Fund owns and the markets in which they trade. The effect on the Fund of a change in the value of a single security will depend on how widely the Fund diversifies its holdings. The Fund is non-diversified, meaning that it may invest a large percentage of its assets in a single issuer or a relatively small number of issuers.

**Equity Risk** – Equity securities include publicly and privately issued equity securities, common and preferred stocks, warrants, rights to subscribe to common stock and convertible securities, as well as instruments that attempt to track the price movement of equity indices. Investments in equity securities and equity derivatives in general are subject to market risks that may cause their prices to fluctuate over time. The value of such securities convertible into equity securities, such as warrants or convertible debt, is also affected by prevailing interest rates, the credit quality of the issuer and any call provision. A variety of factors can lead to volatility in local, regional, or global markets, including regulatory events, inflation, interest rates, government defaults, government shutdowns, war, regional conflicts, acts of terrorism, social unrest, the imposition of tariffs, trade disputes, and substantial economic downturn or recessions. In addition, the impact of any epidemic, pandemic or natural disaster, or widespread fear that such events may occur, could negatively affect the global economy, as well as the economies of individual countries, the financial performance of individual companies and sectors, and the markets in general in significant and unforeseen ways. Any such impact could adversely affect the prices and liquidity of the securities and other instruments in which the Fund invests, which in turn could negatively impact the Fund's performance and cause losses on your investment in the Fund. Recent examples include pandemic risks related to

COVID-19 and aggressive measures taken worldwide in response by governments, including closing borders, restricting international and domestic travel, and the imposition of prolonged quarantines of large populations, and by businesses, including changes to operations and reducing staff. Fluctuations in the value of equity securities in which a mutual fund invests will cause the fund's net asset value ("NAV") to fluctuate. An investment in a portfolio of equity securities may be more suitable for long-term investors who can bear the risk of these share price fluctuations.

**Non-Diversification Risk** – The Fund is classified as “non-diversified,” which means it may invest a larger percentage of its assets in a smaller number of issuers than a diversified fund. To the extent that the Fund invests its assets in a smaller number of issuers, the Fund will be more susceptible to negative events affecting those issuers than a diversified fund. However, the Fund intends to satisfy the asset diversification requirements for qualifying as a RIC under Subchapter M of the Code.

**Investment Style Risk** – The Fund pursues a “growth style” of investing, meaning that the Fund invests in equity securities of companies that the Adviser believes will have above-average rates of earnings growth and which, therefore, may experience above-average increases in stock prices. Over time, a growth investing style may go in and out of favor, causing the Fund to sometimes underperform other equity funds that use differing investing styles.

**Cyber Security Risk** – The Fund and its service providers may be subject to operational and information security risks resulting from cyber-attacks. Cyber-attacks include, among other behaviors, stealing or corrupting data maintained online or digitally, denial of service attacks on websites, the unauthorized release of confidential information or various other forms of cyber security breaches. Cyber-attacks affecting the Fund or its service providers may adversely impact the Fund. For instance, cyber-attacks may interfere with the processing of shareholder transactions, impact the Fund's ability to calculate its NAV, cause the release of private shareholder information or confidential company information, impede redemptions, subject the Fund to regulatory fines or financial losses, and cause reputational damage. The Fund may also incur additional costs for cyber security risk management purposes. Similar types of cyber security risks are also present for issuers of securities in which the Fund invests, which could result in material adverse consequences for such issuers and may cause the Fund's investment in such portfolio companies to lose value.

**Foreign Security Risk** – Investments in securities of foreign companies or governments (including direct investments as well as through ADRs) can be more volatile than investments in U.S. companies or governments. Diplomatic, political, or economic developments, including nationalization or appropriation, could affect investments in foreign companies. Foreign securities markets generally have less trading volume and less liquidity than U.S. markets. In addition, the value of securities denominated in foreign currencies, and of dividends from such securities, can change significantly when foreign currencies strengthen or weaken relative to the U.S. dollar. Financial statements of foreign issuers are governed by different accounting, auditing, and financial reporting standards than the financial statements of U.S. issuers and may be less transparent and uniform than in the United States. Thus, there may be less information publicly available about foreign issuers than about most U.S. issuers. Transaction costs are generally higher than those in the United States and expenses for custodial arrangements of foreign securities may be somewhat greater than typical expenses for custodial arrangements of similar U.S. securities. Some foreign governments levy withholding taxes against dividend and interest income. Although in some countries a portion of these taxes is recoverable, the non-recovered portion will reduce the income received from the securities comprising the portfolio. Additionally, periodic U.S. Government restrictions on investments in issuers from certain foreign countries may result in the Fund having to sell such prohibited securities at inopportune times. Such prohibited securities may have less liquidity as a result of such U.S. Government designation and the market price of such prohibited securities may decline, which may cause the Fund to incur losses.

**Small- and Medium-Capitalization Company Risk** – To the extent that the Fund invests in small- and medium-capitalization companies, the Fund may be subject to additional risk. The small- and mid-capitalization companies in which the Fund may invest may be more vulnerable to adverse business or economic events than larger, more established companies. In particular, investments in these small- and mid-sized companies may pose additional risks, including liquidity risk, because these companies tend to have limited product lines, markets and financial resources, and may depend upon a relatively small management group. Therefore, small- and mid-cap stocks may be more volatile than those of larger companies. These securities may be traded over-the-counter or listed on an exchange.

## **MORE INFORMATION ABOUT FUND INVESTMENTS**

---

The investment objective of the Fund is to provide long-term growth of capital. This investment objective may be changed without shareholder approval.

The investments and strategies described in this prospectus are those that the Fund uses under normal conditions. In the event that the Adviser determines that securities meeting the Fund's investment objective are not readily available for purchase, the Fund may hold uninvested assets in cash or money market instruments in order to maintain liquidity. In addition, during unusual economic or market conditions, or for temporary defensive purposes, the Fund may invest up to 100% of its assets in money market instruments and other cash equivalents that would not ordinarily be consistent with its investment objective. If the Fund invests in this manner, it may not achieve its investment objective. The Fund will only make temporary defensive investments if the Adviser believes that the risk of loss outweighs the opportunity for growth of total return.

This prospectus describes the Fund's principal investment strategies, and the Fund will normally invest in the types of securities described in this prospectus. In addition to the investments and strategies described in this prospectus, the Fund also may invest to a lesser extent in other securities, use other strategies and engage in other investment practices that are not part of its principal investment strategy. These investments and strategies, as well as those described in this prospectus, are described in detail in the Fund's Statement of Additional Information ("SAI") (for information on how to obtain a copy of the SAI see the back cover of this prospectus). Of course, there is no guarantee that the Fund will achieve its investment goal.

## **INFORMATION ABOUT PORTFOLIO HOLDINGS**

---

The Fund generally publishes a complete alphabetical list of its portfolio holdings on a quarterly basis, twenty (20) days after the end of the calendar quarter. The portfolio information described above can be found on the internet at <https://aicfundholdings.seic.com>. The portfolio holdings information placed on the website generally will remain there until such information is included in a filing with the SEC. The Adviser may exclude any portion of the Fund's portfolio holdings from such publication when deemed to be in the best interest of the Fund. Please consult the Fund's SAI for a full description of the policies and procedures that govern disclosure of the Fund's portfolio holdings.

## **MORE INFORMATION ABOUT THE INVESTMENT ADVISER**

---

Edgewood Management LLC is a New York limited liability company formed in 2006 and is the successor to Edgewood Management Company, founded in 1974. The Adviser's primary office is located at 600 Steamboat Road, Suite 103, Greenwich, CT 06830. As of December 31, 2025, the Adviser had approximately \$21.0 billion in assets under management.

The Adviser makes investment decisions for the Fund and continuously reviews, supervises and administers the Fund's investment program. The Board oversees the Adviser and establishes policies that the Adviser must follow in its management activities. For its services to the Fund, the Adviser is entitled to a fee, which is calculated daily and paid twice monthly, at an annual rate of 1.00% based on the average daily net assets of the Fund.

The Adviser has contractually agreed to waive fees and reimburse expenses to the extent necessary to keep total annual Fund operating expenses (excluding interest, taxes, brokerage commissions and other costs relating to the securities that are purchased and sold by the Fund, distribution and/or service (12b-1) fees, shareholder servicing fees, acquired fund fees and expenses, other expenditures which are capitalized in accordance with generally accepted accounting principles, and non-routine expenses (collectively, "excluded expenses")) from exceeding 1.00% of the average daily net assets of each of the Fund's share classes until January 31, 2027 (the "contractual expense limit"). In addition, the Adviser may receive from the Fund the difference between the total annual Fund operating expenses (not including excluded expenses) and the contractual expense limit to recoup all or a portion of its prior fee waivers or expense reimbursements made during the rolling three-year period preceding the recoupment if at any point total annual Fund operating expenses (not including excluded expenses) are below the contractual expense limit (i) at the time of the fee waiver and/or expense reimbursement and (ii) at the time of the recoupment. This agreement may be terminated by the Board or by the Adviser, upon ninety (90) days' prior written notice, effective as of the close of business on January 31, 2027, provided that, in the case of termination by the Adviser, such action shall be authorized by resolution of a majority of the Trustees who are not interested persons of the Trust or by a vote of a majority of the outstanding voting securities of the Trust.

For the fiscal year ended September 30, 2025, the Fund paid 0.98% of its average daily net assets (after fee waivers) in advisory fees to the Adviser.

A discussion regarding the basis for the Board's approval of the Fund's investment advisory agreement will be available in the Fund's reports filed on Form N-CSRS covering the fiscal period from October 1, 2025 to March 31, 2026.

## **INVESTMENT TEAM**

---

The Edgewood Growth Fund is managed by a team of investment professionals. The following members of the investment team are jointly and primarily responsible for the day-to-day management of the Fund.

Mr. Alan W. Breed joined the Adviser in 1994 as a Partner and has served as co-President of the Adviser since January 2026, after serving as President from June 1998 to December 2025 and as a Managing Director from January 1994 to June 1998. Mr. Breed has more than 42 years of investment experience.

Mr. Lawrence G. Creel has served as co-President of the Adviser since January 2026, after serving as a Partner from February 1997 to December 2025. Mr. Creel has more than 40 years of investment experience.

Mr. Scott D. Edwardson has served as a Partner of the Adviser since December 2016, after serving as a Managing Director from December 2010 to December 2016 and a Senior Research Analyst from May 2000 to December 2010. Mr. Edwardson has more than 27 years of investment experience.

Mr. Alexander M. Farman-Farmaian has served as Vice Chairman and Partner of the Adviser since January 2006. Mr. Farman-Farmaian has more than 38 years of investment experience.

Mr. Kevin R. Seth has served as a Partner of the Adviser since February 1995. Mr. Seth has more than 41 years of investment experience.

Mr. William S. Broadbent, Jr. has served as a Partner of the Adviser since January 2026, after serving as Managing Director and Senior Research Analyst from May 2023 to December 2025. Mr. Broadbent has more than 16 years of investment experience.

The Fund's SAI provides additional information about the portfolio managers' compensation, other accounts managed, and ownership of Fund shares.

## **PURCHASING, SELLING AND EXCHANGING FUND SHARES**

This section tells you how to purchase and sell (sometimes called “redeem”) Retail, Institutional and Service Shares of the Fund.

For information regarding the federal income tax consequences of transactions in shares of the Fund, including information about cost basis reporting, see “Taxes.”

### ***How to Choose a Share Class***

The Fund offers three classes of shares to investors: Institutional Shares, Retail Shares and Service Shares. Each share class has its own shareholder eligibility criteria, investment minimums, cost structure and other features. The following summarizes the primary features of Institutional Shares, Retail Shares and Service Shares. Contact your financial intermediary or the Fund for more information about the Fund’s share classes and how to choose between them. As of the date of this prospectus, Service Shares are not available for purchase.

<b>Class Name</b>	<b>Eligible Investors</b>	<b>Investment Minimums</b>	<b>Fees</b>
Institutional Shares	Primarily institutional investors	Initial – \$100,000, including for IRAs Subsequent – None	No 12b-1 Fee No shareholder servicing fee
Retail Shares	Primarily individual investors	Initial – \$3,000 (\$2,000 for IRAs) Subsequent – None	0.25% 12b-1 Fee Shareholder servicing fee in an amount not to exceed 0.25%
Service Shares	Generally purchased through an account with financial intermediaries such as financial planners, investment advisors, broker-dealers or other financial institutions	Initial – \$3,000 (\$2,000 for IRAs) Subsequent – None	No 12b-1 Fee Shareholder servicing fee in an amount not to exceed 0.25%

Institutional Shares, Retail Shares and Service Shares are offered to investors who purchase shares directly from the Fund or through certain financial intermediaries such as financial planners, investment advisors, broker-dealers or other financial institutions. An investor may be eligible to purchase more than one share class. However, if you purchase shares through a financial intermediary, you may only purchase that class

of shares which your financial intermediary sells or services. Certain classes provide for higher 12b-1 fees and/or shareholder servicing fees to be paid to financial intermediaries. These payments may create a conflict of interest by influencing a financial intermediary to offer such classes, even though less expensive classes could increase the return on your investment. Your financial intermediary can tell you which class of shares is available through the intermediary.

The Fund reserves the right to change the criteria for eligible investors and accept initial investments of smaller amounts in its sole discretion.

### ***How to Purchase Fund Shares***

To purchase shares directly from the Fund through its transfer agent, complete and send in the application. If you need an application or have questions, please call 1-800-791-4226.

All investments must be made by check, Automated Clearing House (“ACH”), or wire. All checks must be made payable in U.S. dollars and drawn on U.S. financial institutions. The Fund does not accept purchases made by third-party checks, credit cards, credit card checks, cash, traveler’s checks, money orders or cashier’s checks.

The Fund reserves the right to reject any specific purchase order for any reason. The Fund is not intended for short-term trading by shareholders in response to short-term market fluctuations. For more information about the Fund’s policy on short-term trading, see “Excessive Trading Policies and Procedures.”

The Fund does not generally accept investments by non-U.S. persons. Non-U.S. persons may be permitted to invest in the Fund subject to the satisfaction of enhanced due diligence. Please contact the Fund for more information.

### ***By Mail***

#### **Regular Mail Address**

Edgewood Growth Fund  
P.O. Box 219009  
Kansas City, Missouri 64121-9009

#### **Express Mail Address**

Edgewood Growth Fund  
c/o SS&C Global Investor & Distribution Solutions, Inc.  
801 Pennsylvania Avenue, Suite 219009  
Kansas City, Missouri 64105-1307

The Fund does not consider the U.S. Postal Service or other independent delivery services to be its agents. Therefore, deposit in the mail or with such services of purchase orders does not constitute receipt by the Fund's transfer agent. The share price used to fill the purchase order is the next price calculated by the Fund after the Fund's transfer agent receives and accepts the order in good order at the P.O. Box provided for regular mail delivery or the office address provided for express mail delivery.

### ***By Wire***

To open an account by wire, call 1-800-791-4226 for details. To add to an existing account by wire, wire your money using the wiring instructions set forth below (be sure to include the Fund name, the share class and your account number). The share price used to fill the purchase order is the next price calculated by the Fund after the Fund's transfer agent receives and accepts the wire in good order.

#### **Wiring Instructions**

UMB Bank, N.A.

ABA#: 101000695

Edgewood Growth Fund

DDA# 9870523965

Ref: account number/account name/share class

### ***Retail Shares — By Automatic Investment Plan (via ACH)***

You may not open an account via ACH. However, once you have established an account, you can set up an automatic investment plan by mailing a completed application to the Fund. Purchases can be made monthly, quarterly, semi-annually, or annually in amounts of at least \$100. To cancel or change a plan, write to the Fund at: Edgewood Growth Fund, P.O. Box 219009, Kansas City, Missouri 64121-9009 (Express Mail Address: Edgewood Growth Fund, c/o SS&C Global Investor & Distribution Solutions, Inc., 801 Pennsylvania Avenue, Suite 219009, Kansas City, Missouri 64105-1307). Please allow up to 15 days to create the plan and 3 days to cancel or change it.

### ***Purchases In-Kind***

Subject to the approval of the Fund, an investor may purchase shares of the Fund with liquid securities and other assets that are eligible for purchase by the Fund (consistent with the Fund's investment policies and restrictions) and that have a value that is readily ascertainable in accordance with the valuation procedures used by the Fund. These transactions will be effected only if the Adviser deems the security

to be an appropriate investment for the Fund. Assets purchased by the Fund in such transactions will be valued in accordance with the valuation procedures used by the Fund. The Fund reserves the right to amend or terminate this practice at any time.

### ***General Information***

You may purchase shares on any day that the NYSE is open for business (a “Business Day”). Shares cannot be purchased by Federal Reserve wire on days when either the NYSE or the Federal Reserve is closed. The price per share (the offering price) will be the next-determined NAV per share after the Fund or authorized institution (defined below) receives and accepts your purchase order in good order. “Good order” means that the Fund is provided a complete and signed account application, including the investor’s social security number or tax identification number, and other identification required by law or regulation. Purchase orders that are not in good order cannot be accepted and processed even if money to purchase shares has been submitted by wire, check or ACH.

The Fund calculates its NAV once each Business Day as of the close of normal trading on the NYSE (normally, 4:00 p.m., Eastern Time). To receive the current Business Day’s NAV, the Fund or an authorized institution must receive and accept your purchase order in good order before the close of normal trading on the NYSE. If your purchase order is not received and accepted in good order before the close of normal trading on the NYSE, you will receive the NAV calculated on the subsequent Business Day on which your order is received and accepted in good order. If the NYSE closes early, as in the case of scheduled half-day trading or unscheduled suspensions of trading, the Fund reserves the right to calculate NAV as of the earlier closing time. The Fund will not accept orders that request a particular day or price for the transaction or any other special conditions. Shares will only be priced on Business Days. Since securities that are traded on foreign exchanges may trade on days that are not Business Days, the value of the Fund’s assets may change on days when you are unable to purchase or redeem shares.

### ***Buying or Selling Shares through a Financial Intermediary***

In addition to being able to buy and sell Fund shares directly from the Fund through its transfer agent, you may also buy or sell shares of the Fund through accounts with financial intermediaries such as brokers and other institutions that are authorized to place trades in Fund shares for their customers. When you purchase or sell Fund

shares through a financial intermediary (rather than directly from the Fund), you may have to transmit your purchase and sale requests to the financial intermediary at an earlier time for your transaction to become effective that day. This allows the financial intermediary time to process your requests and transmit them to the Fund prior to the time the Fund calculates its NAV that day. Your financial intermediary is responsible for transmitting all purchase and redemption requests, investment information, documentation and money to the Fund on time. If your financial intermediary fails to do so, it may be responsible for any resulting fees or losses. Unless your financial intermediary is an authorized institution, orders transmitted by the financial intermediary and received by the Fund after the time NAV is calculated for a particular day will receive the following day's NAV.

Certain financial intermediaries, including certain broker-dealers and shareholder organizations, are authorized to act as agent on behalf of the Fund with respect to the receipt of purchase and redemption orders for Fund shares ("authorized institutions"). Authorized institutions are also authorized to designate other intermediaries to receive purchase and redemption orders on the Fund's behalf. The Fund will be deemed to have received a purchase or redemption order when an authorized institution or, if applicable, an authorized institution's designee, receives the order. Orders will be priced at the Fund's next computed NAV after they are received by an authorized institution or an authorized institution's designee. To determine whether your financial intermediary is an authorized institution or an authorized institution's designee such that it may act as agent on behalf of the Fund with respect to purchase and redemption orders for Fund shares, you should contact your financial intermediary directly.

If you deal directly with a financial intermediary, you will have to follow its procedures for transacting with the Fund. Your financial intermediary may charge a fee for your purchase and/or redemption transactions. For more information about how to purchase or sell Fund shares through a financial intermediary, you should contact your financial intermediary directly.

### ***How the Fund Calculates NAV***

The NAV of a class of the Fund's shares is determined by dividing the total value of the Fund's portfolio investments and other assets attributable to the class, less any liabilities attributable to the class, by the total number of shares outstanding of the class.

In calculating NAV, the Fund generally values its investment portfolio at market price. If market prices are not readily available or are unreliable, such as in the case of a security value that has been materially affected by events occurring after the relevant market closes, securities are valued at fair value. The Board has designated the Adviser as the Fund's valuation designee to make all fair value determinations with respect to the Fund's portfolio investments, subject to the Board's oversight. The Adviser has adopted and implemented policies and procedures to be followed when making fair value determinations, and it has established a Valuation Committee through which the Adviser makes fair value determinations. The Adviser's determination of a security's fair value price often involves the consideration of a number of subjective factors, and is therefore subject to the unavoidable risk that the value that is assigned to a security may be higher or lower than the security's value would be if a reliable market quotation for the security was readily available.

Although the Fund invests primarily in the stocks of U.S. companies that are traded on U.S. exchanges, there may be limited circumstances in which the Adviser would price such securities at fair value—for example, if the exchange on which a portfolio security is principally traded closed early or if trading in a particular security was halted during the day and did not resume prior to the time the Fund calculated its NAV.

With respect to any non-U.S. securities held by the Fund, the Adviser may take factors influencing specific markets or issuers into consideration in determining the fair value of a non-U.S. security. Foreign securities markets may be open on days when the U.S. markets are closed. In such cases, the value of any foreign securities owned by the Fund may be significantly affected on days when investors cannot buy or sell shares. In addition, due to the difference in times between the close of the foreign markets and the time the Fund prices its shares, the value the Adviser assigns to securities generally will not be the same as the quoted or published prices of those securities on their primary markets or exchanges. In determining fair value prices, the Adviser may consider any relevant information related to the securities, such as the performance of securities on their primary exchanges, foreign currency appreciation/depreciation or securities market movements in the United States.

### ***Minimum Investments***

To purchase Institutional Shares of the Fund for the first time, including an initial purchase through an IRA, you must invest at least \$100,000. To purchase Retail and Service Shares of the Fund for the

first time, you must invest at least \$3,000 (\$2,000 for an IRA). There are no minimums for subsequent investments. The Fund may accept initial investments of smaller amounts in its sole discretion.

### ***Fund Codes***

The Fund's reference information listed below will be helpful to you when you contact the Fund to purchase shares, check daily NAV or obtain additional information.

<b>Edgewood Growth Fund</b>	<b>Ticker Symbol</b>	<b>CUSIP</b>	<b>Fund Code</b>
Retail Shares	EGFFX	0075W0742	2130
Institutional Shares	EGFIX	0075W0759	2131
Service Shares	EGFSX	0075W0437	2132

### ***How to Sell Your Fund Shares***

If you own your shares directly, you may sell your shares on any Business Day by contacting the Fund's transfer agent directly by mail or telephone at 1-800-791-4226.

If you own your shares through an account with a broker or other institution, contact that broker or institution to sell your shares. Your broker or institution may charge a fee for its services in addition to the fees charged by the Fund.

Certain redemption requests will require a signature guarantee by an eligible guarantor institution. Eligible guarantors include commercial banks, savings and loans, savings banks, trust companies, credit unions, member firms of a national stock exchange, or any other member or participant of an approved signature guarantor program. For example, signature guarantees may be required if your address of record has changed in the last 30 days, if you want the proceeds sent to a bank other than the bank of record on your account, or if you ask that the proceeds be sent to a different person or address. Please note that a notary public is not an acceptable provider of a signature guarantee and that the Fund must be provided with the original guarantee. Signature guarantees are for the protection of Fund shareholders. Before it grants a redemption request, the Fund may require a shareholder to furnish additional legal documents to ensure proper authorization.

Accounts held by a corporation, trust, fiduciary or partnership, may require additional documentation along with a signature guaranteed letter of instruction. The Fund participates in the Paperless Legal Program (the "Program"), which eliminates the need for accompanying

paper documentation on legal securities transfers. Requests received with a Medallion Signature Guarantee will be reviewed for the proper criteria to meet the guidelines of the Program and may not require additional documentation. Please contact Shareholder Services at 1-800-791-4226 for more information.

The sale price will be the next-determined NAV after the Fund receives and accepts your request in good order.

### ***By Mail***

To redeem shares by mail, please send a letter to the Fund signed by all registered parties on the account specifying:

- The Fund name;
- The account number;
- The dollar amount or number of shares you wish to redeem;
- The account name(s);
- The share class; and
- The address to which redemption (sale) proceeds should be sent.

All registered shareholders must sign the letter in the exact name(s) in which their account is registered and must designate any special capacity in which they are registered.

### **Regular Mail Address**

Edgewood Growth Fund  
P.O. Box 219009  
Kansas City, Missouri 64121-9009

### **Express Mail Address**

Edgewood Growth Fund  
c/o SS&C Global Investor & Distribution Solutions, Inc.  
801 Pennsylvania Avenue, Suite 219009  
Kansas City, Missouri 64105-1307

The Fund does not consider the U.S. Postal Service or other independent delivery services to be its agents. Therefore, deposit in the mail or with such services of sell orders does not constitute receipt by the Fund's transfer agent. The share price used to fill the sell order is the next price calculated by the Fund after the Fund's transfer agent receives and accepts the order in good order at the P.O. Box provided for regular mail delivery or the office address provided for express mail delivery.

## ***By Telephone***

To redeem shares by telephone, you must first establish the telephone redemption privilege (and, if desired, the wire or ACH redemption privileges) by completing the appropriate sections of the account application. Call 1-800-791-4226 to redeem your shares. Based on your instructions, the Fund will mail your proceeds to you or send them to your bank by either Fed wire or ACH.

## ***Retail Shares — By Systematic Withdrawal Plan (via ACH)***

If your account balance is at least \$10,000, you may transfer as little as \$100 per month from your account to another financial institution through a Systematic Withdrawal Plan (via ACH). To participate in this service, you must complete the appropriate sections of the account application and mail it to the Fund.

## ***Receiving Your Money***

Normally, the Fund will send your sale proceeds within one Business Day after it receives your redemption request. The Fund, however, may take up to seven days to pay redemption proceeds. Your proceeds can be wired to your bank account (may be subject to a \$10 fee), sent to you by check or sent via ACH to your bank account if you have established banking instructions with the Fund. **If you are selling shares that were recently purchased by check or through ACH, redemption proceeds may not be available until your check has cleared or the ACH transaction has been completed (which may take up to 15 days from your date of purchase).**

The Fund typically expects to sell portfolio assets and/or hold cash or cash equivalents to meet redemption requests. On a less regular basis, the Fund may also meet redemption requests by using short-term borrowings from its custodian and/or redeeming shares in-kind (as described below). These methods may be used during both normal and stressed market conditions.

## ***Redemptions In-Kind***

The Fund generally pays sale (redemption) proceeds in cash. However, under unusual conditions that make the payment of cash unwise and for the protection of the Fund's remaining shareholders the Fund might pay all or part of your redemption proceeds in securities with a market value equal to the redemption price (redemption in-kind). It is highly unlikely that your shares would ever be redeemed in-kind, but if they were you would have to pay transaction costs to sell the

securities distributed to you, as well as taxes on any capital gains from the sale as with any redemption. In addition, you would continue to be subject to the risks of any market fluctuation in the value of the securities you receive in-kind until they are sold.

### ***Involuntary Redemptions of Your Shares***

If your account balance drops below \$1,000 because of redemptions, you may be required to sell your shares. The Fund will provide you at least 30 days' written notice to give you time to add to your account and avoid the involuntary redemption of your shares.

### ***Suspension of Your Right to Sell Your Shares***

The Fund may suspend your right to sell your shares or delay payment of redemption proceeds for more than seven days during times when the NYSE is closed, other than during customary weekends or holidays, or as otherwise permitted by the SEC. More information about this is in the SAI.

### ***Telephone Transactions***

Purchasing and selling Fund shares over the telephone is extremely convenient, but not without risk. Although the Fund has certain safeguards and procedures to confirm the identity of callers and the authenticity of instructions, the Fund is not responsible for any losses or costs incurred by following telephone instructions it reasonably believes to be genuine. If you or your financial institution transact with the Fund over the telephone, you will generally bear the risk of any loss.

### ***How to Exchange Your Fund Shares***

At no charge, you may convert one class of shares of the Fund directly to another class of shares of the Fund by writing to or calling the Fund, subject to the fees and expenses of such other class of shares, and provided that you meet the eligibility requirements applicable to investing in such other class of shares, as set forth in this prospectus. You may only convert shares between accounts with identical registrations (i.e., the same names and addresses). A conversion between share classes of the Fund is not a taxable event.

## **PAYMENTS TO FINANCIAL INTERMEDIARIES**

The Fund and/or the Adviser may compensate financial intermediaries for providing a variety of services to the Fund and/or its shareholders. Financial intermediaries include affiliated or unaffiliated brokers, dealers, banks (including bank trust departments), trust companies,

registered investment advisers, financial planners, retirement plan administrators, insurance companies, and any other institution having a service, administration, or any similar arrangement with the Fund, its service providers or their respective affiliates. This section briefly describes how financial intermediaries may be paid for providing these services. For more information, please see “Payments to Financial Intermediaries” in the SAI.

### ***Distribution Plan***

The Fund has adopted a distribution plan under Rule 12b-1 of the Investment Company Act of 1940, as amended, for Retail Shares that allows the Fund to pay distribution and/or service fees for the sale and distribution of Fund shares, and for services provided to shareholders. Because these fees are paid out of the Fund’s assets on an on-going basis, over time these fees will increase the cost of your investment and may cost you more than paying other types of sales charges. The maximum annual Rule 12b-1 fee for Retail Shares of the Fund is 0.25%.

### ***Shareholder Servicing Plan***

The Fund has adopted a shareholder servicing plan that provides that the Fund may pay financial intermediaries for shareholder services in an annual amount not to exceed 0.25% based on the average daily net assets of the Fund’s Retail Shares and Service Shares. The services for which financial intermediaries are compensated may include record-keeping, transaction processing for shareholders’ accounts and other shareholder services.

### ***Other Payments by the Fund***

The Fund may enter into agreements with financial intermediaries pursuant to which the Fund may pay financial intermediaries for non-distribution-related sub-transfer agency, administrative, sub-accounting, and other shareholder services. Payments made pursuant to such agreements are generally based on either (1) a percentage of the average daily net assets of Fund shareholders serviced by a financial intermediary, or (2) the number of Fund shareholders serviced by a financial intermediary. Any payments made pursuant to such agreements may be in addition to, rather than in lieu of, distribution or shareholder services fees the Fund may pay to financial intermediaries pursuant to the Fund’s distribution plan or shareholder servicing plan.

## ***Payments by the Adviser***

From time to time, the Adviser and/or its affiliates, in their discretion, may make payments to certain affiliated or unaffiliated financial intermediaries to compensate them for the costs associated with distribution, marketing, administration and shareholder servicing support for the Fund. These payments are sometimes characterized as “revenue sharing” payments and are made out of the Adviser’s and/or its affiliates’ own legitimate profits or other resources, and may be in addition to any payments made to financial intermediaries by the Fund. A financial intermediary may provide these services with respect to Fund shares sold or held through programs such as retirement plans, qualified tuition programs, fund supermarkets, fee-based advisory or wrap fee programs, bank trust programs, and insurance (e.g., individual or group annuity) programs. In addition, financial intermediaries may receive payments for making shares of the Fund available to their customers or registered representatives, including providing the Fund with “shelf space,” placing it on a preferred or recommended fund list, or promoting the Fund in certain sales programs that are sponsored by financial intermediaries. To the extent permitted by SEC and Financial Industry Regulatory Authority (“FINRA”) rules and other applicable laws and regulations, the Adviser and/or its affiliates may pay or allow other promotional incentives or payments to financial intermediaries.

The level of payments made by the Adviser and/or its affiliates to individual financial intermediaries varies in any given year and may be negotiated on the basis of sales of Fund shares, the amount of Fund assets serviced by the financial intermediary or the quality of the financial intermediary’s relationship with the Adviser and/or its affiliates. These payments may be more or less than the payments received by the financial intermediaries from other mutual funds and may influence a financial intermediary to favor the sales of certain funds or share classes over others. In certain instances, the payments could be significant and may cause a conflict of interest for your financial intermediary. Any such payments will not change the NAV or price of the Fund’s shares. Please contact your financial intermediary for information about any payments it may receive in connection with the sale of Fund shares or the provision of services to Fund shareholders.

In addition to these payments, your financial intermediary may charge you account fees, commissions or transaction fees for buying or redeeming shares of the Fund, or other fees for servicing your account. Your financial intermediary should provide a schedule of its fees and services to you upon request.

## OTHER POLICIES

---

### *Excessive Trading Policies and Procedures*

The Fund is intended for long-term investment purposes only and discourages shareholders from engaging in “market timing” or other types of excessive short-term trading. This frequent trading into and out of the Fund may present risks to the Fund’s long-term shareholders and could adversely affect shareholder returns. The risks posed by frequent trading include interfering with the efficient implementation of the Fund’s investment strategies, triggering the recognition of taxable gains and losses on the sale of Fund investments, requiring the Fund to maintain higher cash balances to meet redemption requests, and experiencing increased transaction costs.

In addition, because the Fund may invest in foreign securities traded primarily on markets that close prior to the time the Fund determines its NAV, the risks posed by frequent trading may have a greater potential to dilute the value of Fund shares held by long-term shareholders than funds investing exclusively in U.S. securities. In instances where a significant event that affects the value of one or more foreign securities held by the Fund takes place after the close of the primary foreign market, but before the time that the Fund determines its NAV, certain investors may seek to take advantage of the fact that there will be a delay in the adjustment of the market price for a security caused by this event until the foreign market reopens (sometimes referred to as “price” or “time zone” arbitrage). Shareholders who attempt this type of arbitrage may dilute the value of their Fund’s shares if the prices of the Fund’s foreign securities do not reflect their fair value. Although the Adviser has procedures designed to determine the fair value of foreign securities for purposes of calculating the Fund’s NAV when such an event has occurred, fair value pricing, because it involves judgments which are inherently subjective, may not always eliminate the risk of price arbitrage.

In addition, because the Fund may invest in small- and medium-capitalization securities, which often trade in lower volumes and may be less liquid, the Fund may be more susceptible to the risks posed by frequent trading because frequent transactions in the Fund’s shares may have a greater impact on the market prices of these types of securities.

The Fund’s service providers will take steps reasonably designed to detect and deter frequent trading by shareholders pursuant to the Fund’s policies and procedures described in this prospectus and approved by

the Board. For purposes of applying these policies, the Fund's service providers may consider the trading history of accounts under common ownership or control. The Fund's policies and procedures include:

- Shareholders are restricted from making more than four "round trips" into or out of the Fund over any rolling 12 month period. If a shareholder exceeds this amount, the Fund and/or its service providers may, at their discretion, reject any additional purchase orders. The Fund defines a "round trip" as a purchase into the Fund by a shareholder, followed by a subsequent redemption out of the Fund, of an amount the Adviser reasonably believes would be harmful or disruptive to the Fund.
- The Fund reserves the right to reject any purchase request by any investor or group of investors for any reason without prior notice, including, in particular, if the Fund or the Adviser reasonably believes that the trading activity would be harmful or disruptive to the Fund.

The Fund and/or its service providers seek to apply these policies to the best of their abilities uniformly and in a manner they believe is consistent with the interests of the Fund's long-term shareholders. The Fund does not knowingly accommodate frequent purchases and redemptions by Fund shareholders. Although these policies are designed to deter frequent trading, none of these measures alone nor all of them taken together eliminate the possibility that frequent trading in the Fund will occur. Systematic purchases and redemptions are exempt from these policies.

Financial intermediaries (such as investment advisers and broker-dealers) often establish omnibus accounts in the Fund for their customers through which transactions are placed. The Fund has entered into "information sharing agreements" with these financial intermediaries, which permit the Fund to obtain, upon request, information about the trading activity of the intermediary's customers that invest in the Fund. If the Fund or its service providers identify omnibus account level trading patterns that have the potential to be detrimental to the Fund, the Fund or its service providers may, in their sole discretion, request from the financial intermediary information concerning the trading activity of its customers. Based upon a review of that information, if the Fund or its service providers determine that the trading activity of any customer may be detrimental to the Fund, they may, in their sole discretion, request the financial intermediary to restrict or limit further trading in the Fund by that customer. If the Fund is not satisfied that the intermediary has taken appropriate action,

the Fund may terminate the intermediary's ability to transact in Fund shares. When information regarding transactions in the Fund's shares is requested by the Fund and such information is in the possession of a person that is itself a financial intermediary to a financial intermediary (an "indirect intermediary"), any financial intermediary with whom the Fund has an information sharing agreement is obligated to obtain transaction information from the indirect intermediary or, if directed by the Fund, to restrict or prohibit the indirect intermediary from purchasing shares of the Fund on behalf of other persons.

The Fund and its service providers will use reasonable efforts to work with financial intermediaries to identify excessive short-term trading in omnibus accounts that may be detrimental to the Fund. However, there can be no assurance that the monitoring of omnibus account level trading will enable the Fund to identify or prevent all such trading by a financial intermediary's customers. Please contact your financial intermediary for more information.

### ***Customer Identification and Verification***

To help the government fight the funding of terrorism and money laundering activities, federal law requires all financial institutions to obtain, verify, and record information that identifies each person who opens an account.

What this means to you: When you open an account, the Fund will ask your name, address, date of birth, and other information that will allow the Fund to identify you. This information is subject to verification to ensure the identity of all persons opening a mutual fund account.

The Fund is required by law to reject your new account application if the required identifying information is not provided.

In certain instances, the Fund is required to collect documents to fulfill its legal obligation. Documents provided in connection with your application will be used solely to establish and verify your identity.

Attempts to collect the missing information required on the application will be performed by either contacting you or, if applicable, your broker. If this information cannot be obtained within a reasonable timeframe established in the sole discretion of the Fund, your application will be rejected.

Upon receipt of your application in good order (or upon receipt of all identifying information required on the application), your investment will be accepted and your order will be processed at the next-determined NAV.

The Fund reserves the right to close or liquidate your account at the next-determined NAV and remit proceeds to you via check if it is unable to verify your identity. Attempts to verify your identity will be performed within a reasonable timeframe established in the sole discretion of the Fund.

Further, the Fund reserves the right to hold your proceeds until your original check clears the bank, which may take up to 15 days from the date of purchase. In such an instance, you may be subject to a gain or loss on Fund shares and will be subject to corresponding tax implications.

### ***Anti-Money Laundering Program***

Customer identification and verification is part of the Fund's overall obligation to deter money laundering under federal law. The Fund has adopted an anti-money laundering compliance program designed to prevent the Fund from being used for money laundering or the financing of illegal activities. In this regard, the Fund reserves the right to: (i) refuse, cancel or rescind any purchase order; (ii) freeze any account and/or suspend account services; and/or (iii) involuntarily close your account in cases of threatening conduct or suspected fraudulent or illegal activity. These actions will be taken when, in the sole discretion of Fund management, they are deemed to be in the best interest of the Fund or in cases when the Fund is requested or compelled to do so by governmental or law enforcement authority. If your account is closed at the request of governmental or law enforcement authority, you may not receive proceeds of the redemption if the Fund is required to withhold such proceeds.

### ***Unclaimed Property***

Each state has unclaimed property rules that generally provide for escheatment (or transfer) to the state of unclaimed property under various circumstances. Such circumstances include inactivity (e.g., no owner-initiated contact for a certain period), returned mail (e.g., when mail sent to a shareholder is returned by the post office, or "RPO," as undeliverable), or a combination of both inactivity and returned mail. Once it flags property as unclaimed, the Fund will attempt to contact the shareholder, but if that attempt is unsuccessful, the account may be considered abandoned and escheated to the state.

Shareholders that reside in the state of Texas may designate a representative to receive escheatment notifications by completing and submitting a designation form that can be found on the website of the Texas Comptroller. While the designated representative does not

have any rights to claim or access the shareholder's account or assets, the escheatment period will cease if the representative communicates knowledge of the shareholder's location and confirms that the shareholder has not abandoned his or her property. A completed designation form may be mailed to the Fund (if shares are held directly with the Fund) or to the shareholder's financial intermediary (if shares are not held directly with the Fund).

More information on unclaimed property and how to maintain an active account is available through your state or by calling 1-800-791-4226.

## **DIVIDENDS AND DISTRIBUTIONS**

---

The Fund distributes its net investment income and makes distributions of its net realized capital gains, if any, at least annually. If you own Fund shares on the Fund's record date, you will be entitled to receive the distribution.

You will receive dividends and distributions in the form of additional Fund shares unless you elect to receive payment in cash. To elect cash payment, you must notify the Fund in writing prior to the date of the distribution. Your election will be effective for dividends and distributions paid after the Fund receives your written notice. To cancel your election, simply send the Fund written notice.

## **TAXES**

---

**Please consult your tax advisor regarding your specific questions about U.S. federal, state and local income taxes.** Below is a summary of certain important U.S. federal income tax consequences of investing in the Fund. This summary does not apply to shares held in an IRA or other tax-qualified plans, which are generally not subject to current tax. Transactions relating to shares held in such accounts may, however, be taxable at some time in the future. This summary is based on current tax laws, which may change.

The Fund has elected and intends to qualify each year for treatment as a RIC. If it meets certain minimum distribution requirements, a RIC is not subject to tax at the fund level on income and gains from investments that are timely distributed to shareholders. However, the Fund's failure to qualify as a RIC or to meet minimum distribution requirements would result (if certain relief provisions were not available) in fund-level taxation and, consequently, a reduction in income available for distribution to shareholders.

The Fund intends to distribute substantially all of its net investment income and net realized capital gains, if any. The dividends and distributions you receive, whether in cash or reinvested in additional shares of the Fund may be subject to federal, state and local taxation, depending upon your tax situation. Income distributions, including distributions of net short-term capital gains but excluding distributions of qualified dividend income, are generally taxable at ordinary income tax rates. Long-term capital gains distributions and distributions that are reported by the Fund as qualified dividend income are generally taxable at the rates applicable to long-term capital gains currently set at a maximum tax rate for individuals at 20% (lower rates apply to individuals in lower tax brackets). Once a year the Fund (or its administrative agent) will send you a statement showing the types and total amount of distributions you received during the previous year.

You should note that if you purchase shares just before a distribution, the purchase price would reflect the amount of the upcoming distribution. In this case, you would be taxed on the entire amount of the distribution received, even though, as an economic matter, the distribution simply constitutes a return of your investment. This is known as “buying a dividend” and generally should be avoided by taxable investors.

Each sale of Fund shares may be a taxable event. Assuming a shareholder holds Fund shares as a capital asset, the gain or loss on the sale of Fund shares generally will be treated as a short-term capital gain or loss if you held the shares for 12 months or less, or as a long-term capital gain or loss if you held the shares for longer. Any loss realized upon a taxable disposition of Fund shares held for six months or less will be treated as long-term, rather than short-term, to the extent of any long-term capital gain distributions received (or deemed received) by you with respect to Fund shares. All or a portion of any loss realized upon a taxable disposition of Fund shares will be disallowed if you purchase other substantially identical shares within 30 days before or after the disposition. In such a case, the basis of the newly purchased shares will be adjusted to reflect the disallowed loss.

U.S. individuals with income exceeding \$200,000 (\$250,000 if married and filing jointly) are subject to a 3.8% tax on their “net investment income,” including interest, dividends, and capital gains (including capital gains realized on the sale of shares of the Fund).

The Fund (or its administrative agent) must report to the Internal Revenue Service (“IRS”) and furnish to Fund shareholders cost basis information for Fund shares. In addition to reporting the gross

proceeds from the sale of Fund shares, the Fund (or its administrative agent) is also required to report the cost basis information for such shares and indicate whether these shares have a short-term or long-term holding period. For each sale of Fund shares, the Fund will permit shareholders to elect from among several IRS-accepted cost basis methods, including the average cost basis method. In the absence of an election, the Fund will use the average cost basis method as the default cost basis method. The cost basis method elected by a Fund shareholder (or the cost basis method applied by default) for each sale of Fund shares may not be changed after the settlement date of each such sale of Fund shares. Fund shareholders should consult their tax advisors to determine the best IRS-accepted cost basis method for their tax situation and to obtain more information about cost basis reporting. Shareholders also should carefully review any cost basis information provided to them and make any additional basis, holding period or other adjustments that are required when reporting these amounts on their federal income tax returns.

To the extent that the Fund invests in foreign securities, it may be subject to foreign withholding taxes with respect to dividends or interest the Fund receives from sources in foreign countries. If more than 50% of the total assets of the Fund consist of foreign securities at the end of the Fund's taxable year, the Fund will be eligible to elect to treat some of those taxes as a distribution to shareholders, which would allow shareholders to offset some of their U.S. federal income tax. The Fund (or its administrative agent) will notify you if it makes such an election and provide you with the information necessary to reflect foreign taxes paid on your income tax return.

Because each shareholder's tax situation is different, you should consult your tax advisor about the tax implications of an investment in the Fund.

**More information about taxes is in the SAI.**

## **ADDITIONAL INFORMATION**

---

The Trust enters into contractual arrangements with various parties, including, among others, the Fund's investment adviser, custodian, transfer agent, accountants, administrator and distributor, who provide services to the Fund. Shareholders are not parties to, or intended (or "third-party") beneficiaries of, any of those contractual arrangements, and those contractual arrangements are not intended to create in any individual shareholder or group of shareholders any right to enforce the terms of the contractual arrangements against the service providers

or to seek any remedy under the contractual arrangements against the service providers, either directly or on behalf of the Trust.

This prospectus and the SAI provide information concerning the Trust and the Fund that you should consider in determining whether to purchase shares of the Fund. The Fund may make changes to this information from time to time. Neither this prospectus, the SAI nor any document filed as an exhibit to the Trust's registration statement, is intended to, nor does it, give rise to an agreement or contract between the Trust or the Fund and any shareholder, or give rise to any contract or other rights in any individual shareholder, group of shareholders or other person other than any rights conferred explicitly by federal or state securities laws that may not be waived.

### ***Optional Liquidity Program***

The Fund may participate in one or more optional liquidity programs, which are designed to provide an alternative liquidity source for mutual funds when conducting normal business activities. Pursuant to the programs, a third-party purchases shares of a fund that settle the next business day and the fund has the ability to use incoming cash to meet net shareholder redemptions, as necessary. The Fund is not guaranteed to receive cash under the program on any given day. Following purchases of Fund shares, the third-party then generally expects to redeem those shares when the Fund experiences net sales or at other times at the third-party's discretion. While the third-party holds fund shares, it will have the same rights and privileges with respect to those shares as any other shareholder. The third-party could redeem its entire share position in the Fund and may request that such redemption be met in-kind in accordance with the Fund's redemption in-kind policies.

For use of a liquidity program, the Fund pays a fee to the third-party each time it purchases shares of such Fund. The costs to the Fund for participating in the liquidity program are expected to be influenced by and comparable to the costs of other sources of liquidity, such as the Fund's short-term lending arrangements or the costs of selling portfolio securities to meet redemptions. Based on the Fund's expense cap and current fees and expenses, the Adviser anticipates that it will bear the costs associated with any optional liquidity program. Purchases of the Fund's shares through the liquidity program are made on an investment-blind basis without regard to such Fund's objective, policies, or anticipated performance. In accordance with federal securities laws, the third-party is prohibited from acquiring more than 3% of the outstanding voting securities of the Fund. The

third-party will purchase shares of the Fund at net asset value and will not be subject to any investment minimum applicable to such shares.

The Adviser believes that having the liquidity programs could be useful to the Fund and its shareholders. For example, under certain market conditions, the liquidity program could assist in stabilizing the Fund's net assets, to the benefit of the Fund and its respective shareholders, although there is no guarantee that the program will do so. To the extent the Fund's net assets do not decline, the Adviser may also benefit.

## **FINANCIAL HIGHLIGHTS**

---

The tables that follow present performance information about the Institutional and Retail Shares of the Fund. This information is intended to help you understand the Fund's financial performance for the past five fiscal years. Some of this information reflects financial information for a single Fund share. The total returns in each table represent the rate that an investor would have earned (or lost) on an investment in the Fund, assuming reinvestment of all dividends and distributions. The information provided below has been audited by Ernst & Young LLP, independent registered public accounting firm of the Fund. The financial statements and the unqualified opinion of Ernst & Young LLP are included in the Fund's Form N-CSR filing for the fiscal year ending September 30, 2025, and are available upon request by calling the Fund at 1-800-791-4226.

Because Service Shares of the Fund had not commenced operations during the fiscal year ended September 30, 2025, financial highlights are not available for Service Shares of the Fund.

## Institutional Shares

### Selected Per Share Data & Ratios

For a Share Outstanding Throughout Each Period or Year

	Year Ended Sept. 30 2025	Year Ended Sept. 30 2024	Year Ended Sept. 30 2023	Year Ended Sept. 30 2022	Period Ended Sept. 30 2021 <sup>^</sup>	Year Ended Oct. 31 2020
Net Asset Value, Beginning of Year	\$ 51.05	\$ 37.74	\$ 33.04	\$ 62.57	\$ 48.33	\$ 36.09
Income (Loss) from Operations:						
Net Investment Income (Loss) <sup>(1)</sup>	(0.27)	(0.21)	(0.07)	(0.23)	(0.27)	(0.17)
Net Realized and Unrealized Gain (Loss)	3.71	13.52	9.52	(25.81)	17.51	12.52
Total from Operations	3.44	13.31	9.45	(26.04)	17.24	12.35
Dividends and Distributions:						
Net Realized Gain	(7.79)	—	(4.75)	(3.49)	(3.00)	(0.11)
Total Dividends and Distributions	(7.79)	—	(4.75)	(3.49)	(3.00)	(0.11)
Net Asset Value, End of Year	\$ 46.70	\$ 51.05	\$ 37.74	\$ 33.04	\$ 62.57	\$ 48.33
<b>Total Return<sup>†</sup></b>	<b>7.45%</b>	<b>35.27%</b>	<b>31.64%</b>	<b>(44.13)%</b>	<b>36.99%</b>	<b>34.30%</b>
<b>Ratios and Supplemental Data</b>						
Net Assets, End of Year (Thousands)	\$14,821,683	\$19,771,585	\$15,723,492	\$15,581,513	\$31,517,529	\$23,508,881
Ratio of Expenses to Average Net Assets	1.00%	1.00%	1.00%	1.00%	1.00%*	1.00%
Ratio of Expenses to Average Net Assets (Excluding Waivers and Fees Paid Indirectly)	1.02%	1.02%	1.03%	1.03%	1.04%*	1.04%
Ratio of Net Investment Loss to Average Net Assets	(0.58)%	(0.46)%	(0.20)%	(0.46)%	(0.51)%*	(0.41)%
Portfolio Turnover Rate	42%	33%	23%	32%	14%**	24%

<sup>^</sup> For the period November 1, 2020 to September 30, 2021. Effective February 24, 2021, the Edgewood Growth Fund changed its fiscal year end to September 30.

<sup>(1)</sup> Per share data calculated using average shares method.

Amounts designated as "—" are \$0 or have been rounded to \$0.

<sup>†</sup> Return is for the period indicated and has not been annualized. Total return would have been lower had certain expenses not been waived and assumed by the Adviser during the period. Returns shown do not reflect the deduction of taxes that a shareholder would pay on Fund distributions or the redemption of Fund shares.

\* Annualized

\*\* Not Annualized

## Retail Shares

### Selected Per Share Data & Ratios

For a Share Outstanding Throughout Each Period or Year

	Year Ended Sept. 30 2025	Year Ended Sept. 30 2024	Year Ended Sept. 30 2023	Year Ended Sept. 30 2022	Period Ended Sept. 30 2021 <sup>^</sup>	Year Ended Oct. 31 2020
Net Asset Value, Beginning of Year	\$ 47.01	\$ 34.89	\$ 30.99	\$ 59.13	\$ 45.98	\$ 34.48
Income (Loss) from Operations:						
Net Investment Income (Loss) <sup>(1)</sup>	(0.42)	(0.37)	(0.20)	(0.40)	(0.45)	(0.32)
Net Realized and Unrealized Gain (Loss)	3.39	12.49	8.85	(24.25)	16.60	11.93
Total from Operations	2.97	12.12	8.65	(24.65)	16.15	11.61
Dividends and Distributions:						
Net Realized Gain	(7.79)	—	(4.75)	(3.49)	(3.00)	(0.11)
Total Dividends and Distributions	(7.79)	—	(4.75)	(3.49)	(3.00)	(0.11)
Net Asset Value, End of Year	\$ 42.19	\$ 47.01	\$ 34.89	\$ 30.99	\$ 59.13	\$ 45.98
<b>Total Return<sup>†</sup></b>	<b>7.04%</b>	<b>34.74%</b>	<b>31.10%</b>	<b>(44.36)%</b>	<b>36.48%</b>	<b>33.75%</b>
<b>Ratios and Supplemental Data</b>						
Net Assets, End of Year (Thousands)	\$367,908	\$455,296	\$382,806	\$380,269	\$938,366	\$597,046
Ratio of Expenses to Average Net Assets	1.40%	1.40%	1.40%	1.40%	1.40%*	1.40%
Ratio of Expenses to Average Net Assets (Excluding Waivers and Fees Paid Indirectly)	1.42%	1.42%	1.43%	1.43%	1.44%*	1.44%
Ratio of Net Investment Loss to Average Net Assets	(0.99)%	(0.86)%	(0.60)%	(0.87)%	(0.91)%*	(0.80)%
Portfolio Turnover Rate	42%	33%	23%	32%	14%**	24%

<sup>^</sup> For the period November 1, 2020 to September 30, 2021. Effective February 24, 2021, the Edgewood Growth Fund changed its fiscal year end to September 30.

<sup>(1)</sup> Per share data calculated using average shares method.

Amounts designated as "—" are \$0 or have been rounded to \$0.

<sup>†</sup> Return is for the period indicated and has not been annualized. Total return would have been lower had certain expenses not been waived and assumed by the Adviser during the period. Returns shown do not reflect the deduction of taxes that a shareholder would pay on Fund distributions or the redemption of Fund shares.

\* Annualized

\*\* Not Annualized

# Edgewood Growth Fund

## Privacy Notice

*This information is not part of the prospectus*

The Edgewood Growth Fund (the “Fund”) recognizes and respects the privacy concerns of its customers. The Fund collects non-public personal information about you in the course of doing business with shareholders and investors. “Non-public personal information” is personally identifiable financial information about you. For example, it includes information regarding your social security number, account balance, bank account information and purchase and redemption history.

### **THE FUND COLLECTS THIS INFORMATION FROM THE FOLLOWING SOURCES:**

- Information we receive from you on applications or other forms;
- Information about your transactions with us and our service providers, or others;
- Information we receive from consumer reporting agencies (including credit bureaus).

### **WHAT INFORMATION THE FUND DISCLOSES AND TO WHOM THE FUND DISCLOSES INFORMATION.**

The Fund only discloses non-public personal information the Fund collects about shareholders as permitted by law. For example, the Fund may disclose non-public personal information about shareholders to non-affiliated third parties such as:

- To government entities, in response to subpoenas or to comply with laws or regulations;
- When you, the customer, direct the Fund to do so or consent to the disclosure;
- To companies that perform necessary services for the Fund, such as data processing companies that the Fund uses to process your transactions or maintain your account;
- To protect against fraud, or to collect unpaid debts.

### **INFORMATION ABOUT FORMER CUSTOMERS.**

If you decide to close your account(s) or become an inactive customer, we will adhere to the privacy policies and practices described in this notice.

### **HOW THE FUND SAFEGUARDS INFORMATION.**

The Fund conducts its business affairs through trustees, officers and third parties that provide services pursuant to agreements with the Fund (for example, the service providers described above). The Fund does not have any employees. We restrict access to your personal and account information to those persons who need to know that information in order to provide services to you. The Fund or its service providers maintain physical, electronic and procedural safeguards that comply with federal standards to guard your non-public personal information.

### **CUSTOMERS OF OTHER FINANCIAL INSTITUTIONS.**

In the event that you hold shares of the Fund through a financial intermediary, including, but not limited to, a broker-dealer, bank or trust company, the privacy policy of your financial intermediary will govern how your non-public personal information will be shared with non-affiliated third parties by that entity.

### **QUESTIONS**

Should you have any questions regarding the Fund’s Privacy Policy, please contact the Edgewood Growth Fund at  
**1-800-791-4226**

# THE ADVISORS' INNER CIRCLE FUND

## EDGEWOOD GROWTH FUND

### **Investment Adviser**

Edgewood Management LLC  
600 Steamboat Road, Suite 103  
Greenwich, Connecticut 06830

### **Distributor**

SEI Investments Distribution Co.  
One Freedom Valley Drive  
Oaks, Pennsylvania 19456

### **Legal Counsel**

Morgan, Lewis & Bockius LLP  
2222 Market Street  
Philadelphia, Pennsylvania 19103-3007

*More information about the Fund is available, without charge, through the following:*

**Statement of Additional Information (“SAI”):** The SAI, dated January 28, 2026, as it may be amended from time to time, includes detailed information about the Fund and The Advisors’ Inner Circle Fund. The SAI is on file with the U.S. Securities and Exchange Commission (the “SEC”) and is incorporated by reference into this prospectus. This means that the SAI, for legal purposes, is a part of this prospectus.

**Annual and Semi-Annual Reports:** Additional information about the Fund’s investments is available in the Fund’s annual and semi-annual reports to shareholders and in Form N-CSR filed with the SEC. In the Fund’s annual report, you will find a discussion of the market conditions and investment strategies that significantly affected the Fund’s performance during its last fiscal year. In Form N-CSR, you will find the Fund’s annual and semi-annual financial statements.

### **To Obtain an SAI or Annual or Semi-Annual Report, Fund Financial Statements, or More Information:**

**By Telephone:** 1-800-791-4226

**By Mail:** Edgewood Growth Fund  
P.O. Box 219009  
Kansas City, Missouri 64121-9009

**By Internet:** [www.edgewoodfunds.com](http://www.edgewoodfunds.com)

**From the SEC:** You can also obtain the SAI or the Annual and Semi-Annual Reports, as well as other information about The Advisors’ Inner Circle Fund, from the EDGAR Database on the SEC’s website at: <https://www.sec.gov>. You may also obtain this information, upon payment of a duplicating fee, by e-mailing the SEC at the following address: [publicinfo@sec.gov](mailto:publicinfo@sec.gov).

*The Trust’s Investment Company Act registration number is S11-06400.*